

Durham Orange Joint Staff Working Group

**Meeting Agenda
December 17, 2018
10:00 - 11:30 am
Durham City Hall, Transportation 4B**

- 1. Call to Order/Roll Call**

- 2. Approval of Meeting Minutes**
 - a. August**
 - b. November**

- 3. Open Issues**
 - 3a. Durham and Orange Transit Plans - FY 2019 activity to date (Jennifer)
 - 3b. Durham and Orange FY 2020 Work Plan and Project Request Calendar (Praveen)
 - 3c. SWG programmatic reporting to TC and MPO Boards (Mo)

- 4. New Business**

- 5. Adjournment**

Roll Call:

GoTriangle: John Tallmadge for GoTriangle
DCHC MPO: Aaron Cain,
Orange County: Travis Myren, Theo Letman (Alternate)
Durham County: Evan Tenenbaum
SWG Admin: Mo Devlin, recorded minutes
Non-Voting Members listed on last page.

Item 2 Approval of Meeting Minutes

July - Aaron requested adjustment to the text to clarify that the SWG has two groups, 1 for Policy-related subjects and the second for Finance. Aaron moved, 2nd by Theo Letman, approved unanimously.

New Business

Light Rail - John Tallmadge provided an update about DOLRT. GoTriangle is working towards a September project filing with FTA of September 8th. GoTriangle is meeting with a group of County Commissioners on August 10, 2018 (Reckhow, Jacobs, Marcopolis, Dorosin). They will be discussing taking steps to move project forward and how these steps effect the County Transit Plans.

Evan asked for more information to understand to if these conversations include the possibility of a new cost share agreement to make up differences created by state funding cap. John said that Durham is willing to use sales tax funds to cover the difference but that it is not yet decided by board. Durham and GoTriangle are not sure yet what the action is by Durham and if it needs to happen before September 8, 2018. The general strategy is to have items go just one time at board, so they are trying to determine the best timing for that.

John said he will forward information and talking points, and would consider if they need to accelerate sending this out to get talking points onto Commissioner Agendas.

Finance Committee - Mindy Taylor provided and update about the committee's work. They met with Wake County counterparts and GoTriangle staff on 8/3/18, with the goal of using Wake and GoTriangle Policy and Procedures as a template for Durham and Orange. The Finance Committee had not received existing documents as of August 8th, so were delaying the next meeting until a later date.

Adjourned at 1:42 to Policy Committee Only

**Durham Orange Joint Staff Working Group
August 8, 2018 Meeting Minutes**

2a. August Minutes

Kayla Seibel
Jennifer Keep
Zachary Hallock
Geoff Green
Mindy Taylor
Praveen Sridharan
Matt Cecil
Tina Moon

Roll Call:

GoTriangle: Patrick McDonough
DCHC MPO: Aaron Cain, Meg Scully (Alternate)
Orange County: Theo Letman -Alternate
Durham County: Evan Tenenbaum (Alternate)
SWG Admin: Mo Devlin, recorded minutes
Non-Voting Members listed on last page.

Item 2 Approval of Minutes

Durham County - Aaron moved approval and Patrick seconded, passed unanimously
Orange County – Aaron moved and Theo seconded, passed unanimously

Item 3a. Transit Metrics –

Erik Landfried asked the group about how the SWG collects and reports data. As the technical group of the plan, to consider how we collect and report. The questions for the groups are if transit metrics part of the SWG process? If they should be tied to outcomes and the relationship between the project request and reporting at the route level and span of service. Nick Pittman said that CH Transit's service doesn't have a goal for service, so therefore concerned that there is an expectation of pass/fail. Chapel Hill is collecting the numbers and Erik said that SWG does not, and they help to build the stories. Patrick talked about Wake's Transit plan and the goals of ridership and coverage. Mo said that the metrics would be collected at the SWG level, compiled and shared with the group. The purpose of collecting at the route level is to match the project requests/funding requests. Numbers would not be shared with the community yet. Goal is for SWG to have all transit data in one place. Mo will work with Transit providers during early 2019 to gather Annual Ridership by Route, Total Revenue Hours and Passengers per Revenue Hour from FY 2014 through FY 2018. For FY 2019 the numbers will be collected in September 2019.

Item 3b. Annual Reports –

Erik asked that Annual Reports be provided to GoTriangle by close of business on November 16. Tina asked why the revenues and expenditures match exactly. The group asked that the reserves be noted differently. Mo asked that in Durham the CR Project and CTT activity be mentioned, if there was no financial activity recorded. Kayla asked that in Orange the BRT activity be called out separately in the expenditure circle.

Item 3c. FY 2018 Q4 report

GoTriangle will present to the MPO's Technical Committee on 12/19 and Board on 1/9/19. Presentations to the County Boards is still TBD.

Item 3d. FY2020 Workplan

Praveen said that the new template was being worked on and could forward it to the SWG on December 7. The MPO/SWG Admin would help populate the form with projects from the adopted Transit Plans and forward to the group.

Item 3e. Policy Committee

Aaron reviewed the Policy Committee Notes from October and Carryover recommendations. Aaron recommended that if the SWGs were in agreement that they could adopt these as a policy.

Orange County - Patrick moved, Theo Seconded, passed unanimously.
Durham County - Patrick moved, Evan Seconded, passed unanimously

Non-Voting Members:

Mindy Taylor
Tom Altieri
John Hodges-Copple
Jon Dodson
Kevin Lewis
Tina Moon
Erik Landfried
Praveen Sridharan (joined by phone around 2pm)
Saundra Freeman (joined by phone around 2pm)
Harmon Crutchfield
Kayla Seibel
Nick Pittman
Talesh Holloway

Unique Project ID#	Triangle Tax District	FY START DATE	7/1/2019
20OPT_TS2	Orange	FY 2020	
Unique Request ID:	20		
[FY Project Start year]			
[Three letter Agency]	OPT		
[Project Type]	TS		
[Unique Number]	002		

Project Business Case

Project Name	Requesting Agency	Project Contact	TTD Estimated Operating Cost	
			Current Year	\$ -
			Project Cost	\$ -
Estimated Start Date	Estimated Completion	Notes	TTD Estimated Capital Cost	
			Current Year	\$ -
			Project Cost	\$ -
Project Description		<i>Enter below a summary of the project that may later be used for the FY 2020 Durham - Orange Transit Work Plan.</i>		

Project Profile

P.1 Where is this project located, who will this project serve and what are the key benefits? (Ex. Improve Transit efficiency, levels of service, etc.)

Project Location?	Who will this Project serve?	What are the key benefits?

Durham Transit Plan - Orange Transit Plan

DO.1 Which fund is this project being proposed for? Durham Orange Durham & Orange

DO.4 How is this project related to projected demand for future services?

DO.4 What is your plan if the request is not funded?

DO.5 List below the Key Performance Indicators (deliverables) while this project is in progress. These performance measures will be reported quarterly.

a)	
b)	
c)	

Project Monitoring Details

Capital Projects

CP.1 Capital projects: how can outcomes be measured once this project is built/implemented?

Operating Projects

OP.1 Operating service: how can outcomes be measured once operations are underway?

OP.2 For bus operating projects, please provide:

a) Target Start Date	
b) Span	
c) Frequency	
d) Assets Used	
e) Geographic Termini	
f) Major Market Destinations Served	
g) Revenue Hours	

OP.3 If this is an expansion project, which organization will operate this expansion and how will it improve services?

Administration Projects

A.1 Administration: Describe proposed responsibilities and duties for new position requests.
Provide each major intended function, and the percentage of time devoted to each function.

Unique Project ID#	Triangle Tax District Orange Project Request Form	FY START DATE	7/1/2019
20OPT_TS2		FY 2020	
Unique Request ID:	20		
[FY Project Start year]			
[Three letter Agency]	OPT		
[Project Type]	TS		
[Unique Number]	002		

Finance Estimates

F.1 Estimated Project Revenues:

If there are other revenues besides Durham - Orange County Tax Revenue to support this request, please enter the anticipated revenue amounts next to the appropriate funding source for each fiscal year shown below.

Revenue	FY20	FY21	FY22	FY23	FY24	FY25	Total
Tax Revenue							
Durham - Orange County Tax Revenue	-	-	-	-	-	-	-
Other Revenue							
Federal							-
State							-
Other (Describe)							-
Subtotal Other	-	-	-	-	-	-	-
TOTAL REVENUE	-	-	-	-	-	-	-

F.2 Historic Triangle Transit District reimbursement: Any prior reimbursement proposed on the project?

Yes No

Please provide project authorization in FY19 Workplan (if a FY19 project):

F.3 Transit Operations: Estimated appropriations to support expenses.

Enter FY 2020 and the estimated annualized cost in FY 2021 using the 2.5% growth factor, if applicable. The spreadsheet will calculate 2022 and beyond by 2.5%. If your project is not expected to have recurring costs in FY 2021 and/or beyond, delete the calculation(s) in columns E-H.

Cost Break Down of Project Request							
OPERATING COSTS	FY20	FY21	FY22	FY23	FY24	FY25	Total
Growth Factors		2.50%	2.50%	2.50%	2.50%	2.50%	
Salary & Fringes			\$ -	\$ -	\$ -	\$ -	\$ -
Contracts			\$ -	\$ -	\$ -	\$ -	\$ -
Bus Operations:							
Estimated Hours			\$ -	\$ -	\$ -	\$ -	
Cost per Hour			\$ -	\$ -	\$ -	\$ -	
Estimated Operating Cost	\$ -	\$ -	\$ -	\$ -	\$ -	\$ -	\$ -
Bus Leases			\$ -	\$ -	\$ -	\$ -	
Park & Ride Lease			\$ -	\$ -	\$ -	\$ -	
Other -Bus (Describe)			\$ -	\$ -	\$ -	\$ -	
Other -Bus (Describe)			\$ -	\$ -	\$ -	\$ -	
Subtotal: Bus Operations	\$ -	\$ -	\$ -	\$ -	\$ -	\$ -	\$ -
Other (Describe)			\$ -	\$ -	\$ -	\$ -	\$ -
Other (Describe)			\$ -	\$ -	\$ -	\$ -	\$ -
Other (Describe)			\$ -	\$ -	\$ -	\$ -	\$ -
TOTAL OPERATING COSTS	\$ -	\$ -	\$ -	\$ -	\$ -	\$ -	\$ -

F.4 Transit Capital Development: Estimated appropriations to support contractual commitments and other expenses related to proposed capital projects.

Cost Break Down of Project Request							
CAPITAL COSTS	FY20	FY21	FY22	FY23	FY24	FY25	Total
Feasibility or Other Studies							\$ -
Land - Right of Way							\$ -
Design & Engineering							\$ -
Construction - Implementation							\$ -
Equipment							\$ -
Other (Describe)							\$ -
TOTAL CAPITAL COSTS	\$ -	\$ -	\$ -	\$ -	\$ -	\$ -	\$ -

F.5 Please state any assumption(s) used to calculate the capital and operating dollars and revenues shown above.

3b. FY 2020 Workplan

Summary by
 Programmatic Area/
 Expenditure Type

Expenditure Type/Project Sponsor	FY 2019 Work Plan Authorized Appropriation
TRANSIT Ops	8,451,212
ChapelHillTransit	2,093,838
DurhamCountyACCESS	207,000
GoDurham	2,890,034
GoTriangle	2,836,360
OrangeCountyPublicTransit	423,980
TRANSIT Infra.	5,531,397
GoDurham	117,500
GoDurham	870,020
GoTriangle	1,205,340
OrangeCountyPublicTransit	124,972
TownOfCarrboro	927,565
TownofHillsborough	116,000
ChapelHillTransit / Bus Shelters	170,000
ChapelHillTransit	2,000,000
VEHICLE Purchase	1,727,169
ChapelHillTransit	1,500,105
DurhamCountyACCESS	191,333
GoDurham	-
GoTriangle	-
OrangeCountyPublicTransit	35,731
COMMUTER RAIL	810,000
GoTriangle	810,000
CAPITAL PLANNING	211,000
GoTriangle	100,000
OrangeCountyPublicTransit	111,000
TRANSIT PLAN Admin.	91,200
DCHC MPO	53,700
GoTriangle	37,500
TAX DISTRICT Admin.	30,000
GoTriangle	30,000
Total - non DOLRT	16,851,977
DOLRT	83,016,686
Total	99,868,663

Cost Category	Project Sponsor	Work Plan Item	Project Code	Authorized Appropriation	County
TAX DISTRICT Admin	GoTriangle	1 FTE for Tax District Admin Asst. - Durham	19GOT_AD1	15,000.00	Durham
TAX DISTRICT Admin	GoTriangle	1 FTE for Tax District Admin Asst. - Orange	19GOT_AD1	15,000.00	Orange
TRANSIT PLAN Admi	DCHC MPO	SWG Administrator - Durham	19MPO_AD1	26,850.00	Durham
TRANSIT PLAN Admi	DCHC MPO	SWG Administrator - Orange	19MPO_AD1	26,850.00	Orange
TRANSIT PLAN Admi	GoTriangle	Transit Customer Surveys	19GOT_OO2	37,500.00	Durham
TRANSIT Ops	GoTriangle	Sunday Span	19GOT_TS1	39,528.00	Durham
TRANSIT Ops	GoTriangle	AdditionalHolidays	19GOT_TS3	9,175.85	Durham
TRANSIT Ops	GoTriangle	Route700 Off Peak	18GOT_TS1	363,560.00	Durham
TRANSIT Ops	GoTriangle	Route800 Off Peak	18GOT_TS2	342,454.00	Durham
TRANSIT Ops	GoTriangle	Route800 Additional Peak	18GOT_TS4	150,060.00	Durham
TRANSIT Ops	GoTriangle	RouteODX New Express Service	18GOT_TS5	165,188.00	Durham
TRANSIT Ops	GoTriangle	Route400 Off Peak	18GOT_TS3	373,869.00	Durham
TRANSIT Ops	GoTriangle	RouteDRX Additional Peak	18GOT_TS7	64,660.00	Durham
TRANSIT Ops	GoTriangle	DRX Frequency	19GOT_TS2	152,317.00	Durham
TRANSIT Ops	GoTriangle	GoTriangle paratransit operations	19GOT_TS8	33,779.20	Durham
TRANSIT Ops	GoTriangle	Route 800 Off Peak	18GOT_TS2	342,454.00	Orange
TRANSIT Ops	GoTriangle	Route 800 Additional Peak Trips	18GOT_TS4	150,060.00	Orange
TRANSIT Ops	GoTriangle	Route ODX New Express Service	18GOT_TS5	165,188.00	Orange
TRANSIT Ops	GoTriangle	Route400 Off Peak	18GOT_TS3	373,869.00	Orange
TRANSIT Ops	GoTriangle	Route CRX Additional Peak Trips	18GOT_TS6	58,255.00	Orange
TRANSIT Ops	GoTriangle	Sunday Span FY19	19GOT_TS1	26,352.00	Orange
TRANSIT Ops	GoTriangle	Additional Holidays FY19	19GOT_TS3	6,590.21	Orange
TRANSIT Ops	GoTriangle	GoTriangle paratransit operations	19GOT_TS8	19,000.80	Orange
TRANSIT Ops	GoDurham	Route 5 Frequent Service Corridor	18DCI_TS1	549,378.38	Durham
TRANSIT Ops	GoDurham	Route 10 Frequent Service Corridor	18DCI_TS2	375,340.88	Durham
TRANSIT Ops	GoDurham	Route 3 Tripper for Crowding Relief	18DCI_TS3	63,648.00	Durham
TRANSIT Ops	GoDurham	Route 12 & 14 Frequency Improvements	18DCI_TS4	260,807.63	Durham
TRANSIT Ops	GoDurham	Route 15 Span Improvements	18DCI_TS5	316,333.88	Durham
TRANSIT Ops	GoDurham	Route 20 New Commuter Service	18DCI_TS6	291,802.88	Durham
TRANSIT Ops	GoDurham	System Wide Later Sunday Service	18DCI_TS7	166,247.25	Durham
TRANSIT Ops	GoDurham	System Wide New Year's Eve Service	18DCI_TS8	7,293.00	Durham
TRANSIT Ops	GoDurham	IncreasedCostExistingService	18DCI_TS9	859,182.00	Durham
TRANSIT Ops	DurhamCountyACCESS	Service Operations	19DCO_TS1	187,000.00	Durham
TRANSIT Ops	DurhamCountyACCESS	ParatranstAlternatives	19DCO_OO1	20,000.00	Durham
TRANSIT Ops	ChapelHillTransit	ServiceExpansionFY19	19CHT_TS1	339,000.00	Orange
TRANSIT Ops	ChapelHillTransit	IncreasedCostExistingService	19CHT_TS2	778,065.85	Orange
TRANSIT Ops	ChapelHillTransit	ExistingServiceExpansion	19CHT_TS3	976,772.00	Orange
TRANSIT Ops	OrangeCountyPublicTransit	Transit Services	19OPT_TS1	423,980.00	Orange
TRANSIT Infra.	GoDurham	Holloway St Transit Emphasis Corridor	18DCI_CD1	-	Durham
TRANSIT Infra.	GoDurham	Fayetteville St Transit Emphasis Corridor	18DCI_CD2	117,500.00	Durham
TRANSIT Infra.	GoDurham	Future Transit Emphasis Corridor - Chapel Hill TEC	19DCI_CDIX	86,450.00	Durham
TRANSIT Infra.	GoDurham	GoDurham Bus Stop Improvements	18DCI_CD4	783,569.50	Durham
TRANSIT Infra.	GoDurham	Village Transit Center	18DCI_CD5	-	Durham
TRANSIT Infra.	GoTriangle	Southpoint Transit Center	18GOT_CD2	-	Durham
TRANSIT Infra.	GoTriangle	Woodcroft Park and Ride	18GOT_CD3	-	Durham
TRANSIT Infra.	GoTriangle	Patterson Place Improvements	18GOT_CD4	183,000.00	Durham
TRANSIT Infra.	GoTriangle	Patterson Place Park and Ride	18GOT_CD5	-	Durham
TRANSIT Infra.	GoTriangle	Northern Durham Park and Ride	18GOT_CD6	-	Durham
TRANSIT Infra.	GoTriangle	Bus Stop Improvements (Durham County)	18GOT_CD7	257,000.00	Durham
TRANSIT Infra.	GoTriangle	Hillsborough Park and Ride	18GOT_CD8	250,840.00	Orange
TRANSIT Infra.	GoTriangle	Hillsborough Transfer Center	18GOT_CD9	-	Orange
TRANSIT Infra.	GoTriangle	Bus Stop Improvement in Carrboro	18GOT_CD10	17,000.00	Orange
TRANSIT Infra.	GoTriangle	Mebane Bus Stop Improvement	18GOT_CD11	-	Orange
TRANSIT Infra.	GoTriangle	Bus Stop Improvements (Orange County)	18GOT_CD12	310,000.00	Orange
COMMUTER RAIL	GoTriangle	Commuter Rail RTC Modeling	19GOT_CO2	810,000.00	Durham
TRANSIT Infra.	GoTriangle	RTC Facility Feasibility Study	19GOT_CD1	125,000.00	Durham
TRANSIT Infra.	GoTriangle	RTC Facility Feasibility Study	19GOT_CD1	62,500.00	Orange
CAPITAL PLANNING	GoTriangle	ERP System - Transit Plan	19GOT_CO1	50,000.00	Durham
CAPITAL PLANNING	GoTriangle	ERP System - Transit Plan	19GOT_CO1	50,000.00	Orange
CAPITAL PLANNING	OrangeCountyPublicTransit	AVL	19OPT_AD1	111,000.00	Orange
TRANSIT Infra.	OrangeCountyPublicTransit	15 OPT Bus Stop Signs	XX	-	Orange
TRANSIT Infra.	OrangeCountyPublicTransit	Bus stop improvement (5 OPT stops) short term	19OPT_CD1	124,972.00	Orange
TRANSIT Infra.	OrangeCountyPublicTransit	Bus stop improvement (10 OPT stops) short term	XX	-	Orange
TRANSIT Infra.	OrangeCountyPublicTransit	Bus Stop Access Improvement - Patriot's Point to Bu	XX	-	Orange
TRANSIT Infra.	OrangeCountyPublicTransit	Hillsborough Train Station Bus Stop Improvements	XX	-	Orange
TRANSIT Infra.	OrangeCountyPublicTransit	OPT Intersection Improvement	XX	-	Orange
TRANSIT Infra.	TownOfCarrboro	Bus stop improvements	18TOC_CO1	31,889.00	Orange
TRANSIT Infra.	TownOfCarrboro	Estes Drive Transit Access/Corridor Study	18TOC_CO2	106,296.00	Orange
TRANSIT Infra.	TownOfCarrboro	Estes Drive Bike-Ped Improvements	18TOC_CD3	37,203.00	Orange
TRANSIT Infra.	TownOfCarrboro	Morgan Creek Greenway	18TOC_CD4	199,837.00	Orange
TRANSIT Infra.	TownOfCarrboro	South Greensboro St. Sidewalk	18TOC_CD4	552,340.00	Orange
TRANSIT Infra.	TownOfCarrboro	West Main Street Sidewalk	XX	-	Orange
TRANSIT Infra.	TownOfCarrboro	HAWK Signal*	XX	-	Orange
TRANSIT Infra.	ChapelHillTransit/Bus Shelters	CHT Lighting in bus shelters	XX	-	Orange
TRANSIT Infra.	ChapelHillTransit/Bus Shelters	CHT CHT System-wide bus stop amenities guide manual	XX	-	Orange
TRANSIT Infra.	ChapelHillTransit/Bus Shelters	CHT CHT ADA Bus Stop Upgrades	19CHT_CD2	140,000.00	Orange
TRANSIT Infra.	ChapelHillTransit/Bus Shelters	CHT Bus Stop Sign Design and Replacement	XX	-	Orange
TRANSIT Infra.	ChapelHillTransit/Bus Shelters	UNC Manning Drive Bus Station	19CHT_CD3	30,000.00	Orange
TRANSIT Infra.	TownofHillsborough	Hillsborough Train Station	XX	116,000.00	Orange
TRANSIT Infra.	ChapelHillTransit	CHT North South BRT	19CHT_CD1	2,000,000.00	Orange
VEHICLE Purchase	GoDurham	GoDurham Vehicle Purchases	XX	-	Durham
VEHICLE Purchase	DurhamCountyACCESS	Durham County ACCESS Vehicle Purchases	19DCO_VP1	191,333.00	Durham
VEHICLE Purchase	GoTriangle	GoTriangle Vehicle Purchases	XX	-	Durham
VEHICLE Purchase	GoTriangle	GoTriangle Vehicle Purchases	XX	-	Orange
VEHICLE Purchase	ChapelHillTransit	CHT Vehicle Purchases	19CHT_VP1	1,500,105.00	Orange
VEHICLE Purchase	OrangeCountyPublicTransit	OPT Vehicle Purchases	19OPT_VP1	35,731.00	Orange
DOLRT	GoTriangle	DOLRT		83,016,686.00	

Project Detail

**Durham and Orange Transit Plans
Programmatic Activity**

**FY 2018 Full Year
FY 2019 through September 30, 2018**

Durham-Chapel Hill-Carrboro MPO Transportation Advisory Committee
December 18, 2018

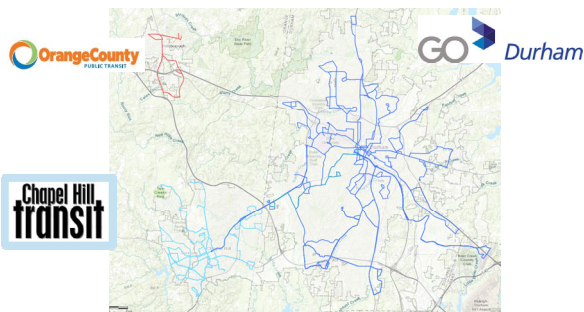


**Transit Plans
Multi-Year Funding for Transit Improvements**

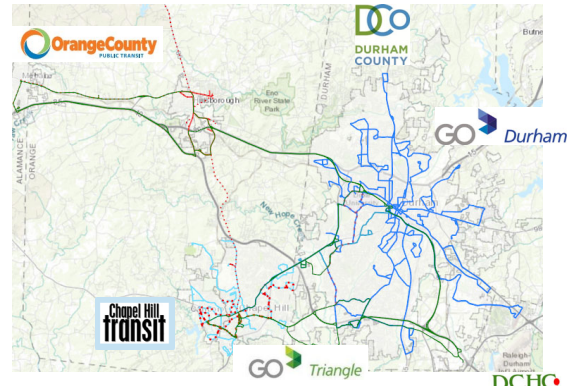
- Transit Service
 - Increasing Cost of Existing Services (ICES) – services as of 2012
 - Expansion - new service, created after Plans adopted
- Capital – Vehicle Purchases
- Capital – Transit Facilities
- Capital by Major Projects
 - Chapel Hill’s North-South Bus Rapid Transit (NS BRT)
 - Durham-Orange Light Rail (DOLRT)
 - Durham-Wake Commuter Rail
 - Hillsborough Train Station



Transit Services – Existing



Transit Service – Expansion through FY 2018



Transit Service – Expansion through FY 2018

Orange County PUBLIC TRANSIT

DURHAM COUNTY GO

County-wide transportation for employment, medical purposes, as well as other personal needs

New Route
 Orange-Alamance Connector
 Orange-Chapel Hill Connector
Increased Frequency
 Hillsborough Circulator

Chapel Hill transit

Peak Hour
 HA, D, J, NS and HS
Saturday
 #FG & D

GO Triangle

30 minute frequency
 #700 Durham to RTC
 #800 Chapel Hill to RTC
 #800/S with Added Capacity, Modified Route
 #400/S with Added Capacity, Extension to Carboro

Express (AM/PM Peak)
 #00A Hillsborough/Raleigh to Duke/Durham Station*
 #0RX Durham Station/Duke to NCSU/Raleigh

New Route
 #20 Hope Valley Commons-Duke Hospital

15 minute frequency
 #5 Fayetteville-NCCU-Southpoint

Increased Frequency
 #10 South Square/New Hope Commons-Chapel Hill Rd-Durham St.
 #3 Holloway-the Village-Geer-Glenview Station

Longer Span
 #12 NCCU-Highway 54/S5
 #14 Highway 54/S5-Southpoint
 #15 Brier Creek-TW Alexander

GO Durham

DCHC
 Metropolitan Planning Commission
 Planning Tomorrow Today

*GoTriangle and GoDurham are running later on Sundays
 Holidays, including NYE*

Transit Service – Orange Alamance Connector

Orange-Alamance Connector Route

Orange County PUBLIC TRANSIT

DCHC
 Metropolitan Planning Commission
 Planning Tomorrow Today

Route	Frequency	Departure	Arrival	Departure	Arrival
Orange County to Durham	15 min	6:00 am	6:15 am	6:30 am	6:45 am
Durham to Orange County	15 min	6:45 am	7:00 am	7:15 am	7:30 am
Orange County to Durham	15 min	7:00 am	7:15 am	7:30 am	7:45 am
Durham to Orange County	15 min	7:15 am	7:30 am	7:45 am	8:00 am
Orange County to Durham	15 min	7:30 am	7:45 am	8:00 am	8:15 am
Durham to Orange County	15 min	7:45 am	8:00 am	8:15 am	8:30 am
Orange County to Durham	15 min	8:00 am	8:15 am	8:30 am	8:45 am
Durham to Orange County	15 min	8:15 am	8:30 am	8:45 am	9:00 am
Orange County to Durham	15 min	8:30 am	8:45 am	9:00 am	9:15 am
Durham to Orange County	15 min	8:45 am	9:00 am	9:15 am	9:30 am
Orange County to Durham	15 min	9:00 am	9:15 am	9:30 am	9:45 am
Durham to Orange County	15 min	9:15 am	9:30 am	9:45 am	10:00 am
Orange County to Durham	15 min	9:30 am	9:45 am	10:00 am	10:15 am
Durham to Orange County	15 min	9:45 am	10:00 am	10:15 am	10:30 am
Orange County to Durham	15 min	10:00 am	10:15 am	10:30 am	10:45 am
Durham to Orange County	15 min	10:15 am	10:30 am	10:45 am	11:00 am
Orange County to Durham	15 min	10:30 am	10:45 am	11:00 am	11:15 am
Durham to Orange County	15 min	10:45 am	11:00 am	11:15 am	11:30 am
Orange County to Durham	15 min	11:00 am	11:15 am	11:30 am	11:45 am
Durham to Orange County	15 min	11:15 am	11:30 am	11:45 am	12:00 pm
Orange County to Durham	15 min	11:30 am	11:45 am	12:00 pm	12:15 pm
Durham to Orange County	15 min	11:45 am	12:00 pm	12:15 pm	12:30 pm
Orange County to Durham	15 min	12:00 pm	12:15 pm	12:30 pm	12:45 pm
Durham to Orange County	15 min	12:15 pm	12:30 pm	12:45 pm	1:00 pm
Orange County to Durham	15 min	12:30 pm	12:45 pm	1:00 pm	1:15 pm
Durham to Orange County	15 min	12:45 pm	1:00 pm	1:15 pm	1:30 pm
Orange County to Durham	15 min	1:00 pm	1:15 pm	1:30 pm	1:45 pm
Durham to Orange County	15 min	1:15 pm	1:30 pm	1:45 pm	2:00 pm
Orange County to Durham	15 min	1:30 pm	1:45 pm	2:00 pm	2:15 pm
Durham to Orange County	15 min	1:45 pm	2:00 pm	2:15 pm	2:30 pm
Orange County to Durham	15 min	2:00 pm	2:15 pm	2:30 pm	2:45 pm
Durham to Orange County	15 min	2:15 pm	2:30 pm	2:45 pm	3:00 pm
Orange County to Durham	15 min	2:30 pm	2:45 pm	3:00 pm	3:15 pm
Durham to Orange County	15 min	2:45 pm	3:00 pm	3:15 pm	3:30 pm
Orange County to Durham	15 min	3:00 pm	3:15 pm	3:30 pm	3:45 pm
Durham to Orange County	15 min	3:15 pm	3:30 pm	3:45 pm	4:00 pm
Orange County to Durham	15 min	3:30 pm	3:45 pm	4:00 pm	4:15 pm
Durham to Orange County	15 min	3:45 pm	4:00 pm	4:15 pm	4:30 pm
Orange County to Durham	15 min	4:00 pm	4:15 pm	4:30 pm	4:45 pm
Durham to Orange County	15 min	4:15 pm	4:30 pm	4:45 pm	5:00 pm
Orange County to Durham	15 min	4:30 pm	4:45 pm	5:00 pm	5:15 pm
Durham to Orange County	15 min	4:45 pm	5:00 pm	5:15 pm	5:30 pm
Orange County to Durham	15 min	5:00 pm	5:15 pm	5:30 pm	5:45 pm
Durham to Orange County	15 min	5:15 pm	5:30 pm	5:45 pm	6:00 pm
Orange County to Durham	15 min	5:30 pm	5:45 pm	6:00 pm	6:15 pm
Durham to Orange County	15 min	5:45 pm	6:00 pm	6:15 pm	6:30 pm
Orange County to Durham	15 min	6:00 pm	6:15 pm	6:30 pm	6:45 pm
Durham to Orange County	15 min	6:15 pm	6:30 pm	6:45 pm	7:00 pm
Orange County to Durham	15 min	6:30 pm	6:45 pm	7:00 pm	7:15 pm
Durham to Orange County	15 min	6:45 pm	7:00 pm	7:15 pm	7:30 pm
Orange County to Durham	15 min	7:00 pm	7:15 pm	7:30 pm	7:45 pm
Durham to Orange County	15 min	7:15 pm	7:30 pm	7:45 pm	8:00 pm

Transit Service – Durham-Raleigh Express #DRX

GO Triangle

Express (AM/PM Peak)
 Durham Station/Duke to NCSU/Raleigh
 Additional departures – 15-20 minute frequency

DCHC
 Metropolitan Planning Commission
 Planning Tomorrow Today

DURHAM to RALEIGH

6:00 am	6:20 am	6:40 am	6:50 am	7:10 am	7:30 am	7:50 am	8:00 am	8:20 am	8:40 am	8:50 am	9:10 am
7:00 am	7:20 am	7:40 am	7:50 am	8:10 am	8:30 am	8:50 am	9:00 am	9:20 am	9:40 am	9:50 am	10:10 am
8:00 am	8:20 am	8:40 am	8:50 am	9:10 am	9:30 am	9:50 am	10:00 am	10:20 am	10:40 am	10:50 am	11:10 am
9:00 am	9:20 am	9:40 am	9:50 am	10:10 am	10:30 am	10:50 am	11:00 am	11:20 am	11:40 am	11:50 am	12:10 pm
1:00 pm	1:20 pm	1:40 pm	1:50 pm	2:10 pm	2:30 pm	2:50 pm	3:00 pm	3:20 pm	3:40 pm	3:50 pm	4:10 pm
4:00 pm	4:20 pm	4:40 pm	4:50 pm	5:10 pm	5:30 pm	5:50 pm	6:00 pm	6:20 pm	6:40 pm	6:50 pm	7:10 pm
8:00 pm	8:20 pm	8:40 pm	8:50 pm	9:10 pm	9:30 pm	9:50 pm	10:00 pm	10:20 pm	10:40 pm	10:50 pm	11:10 pm

RALEIGH to DURHAM

6:00 am	6:20 am	6:40 am	6:50 am	7:10 am	7:30 am	7:50 am	8:00 am	8:20 am	8:40 am	8:50 am	9:10 am
7:00 am	7:20 am	7:40 am	7:50 am	8:10 am	8:30 am	8:50 am	9:00 am	9:20 am	9:40 am	9:50 am	10:10 am
8:00 am	8:20 am	8:40 am	8:50 am	9:10 am	9:30 am	9:50 am	10:00 am	10:20 am	10:40 am	10:50 am	11:10 am
9:00 am	9:20 am	9:40 am	9:50 am	10:10 am	10:30 am	10:50 am	11:00 am	11:20 am	11:40 am	11:50 am	12:10 pm
1:00 pm	1:20 pm	1:40 pm	1:50 pm	2:10 pm	2:30 pm	2:50 pm	3:00 pm	3:20 pm	3:40 pm	3:50 pm	4:10 pm
4:00 pm	4:20 pm	4:40 pm	4:50 pm	5:10 pm	5:30 pm	5:50 pm	6:00 pm	6:20 pm	6:40 pm	6:50 pm	7:10 pm
8:00 pm	8:20 pm	8:40 pm	8:50 pm	9:10 pm	9:30 pm	9:50 pm	10:00 pm	10:20 pm	10:40 pm	10:50 pm	11:10 pm

Chapel Hill transit Vehicles Purchased FY 2018

GO Durham

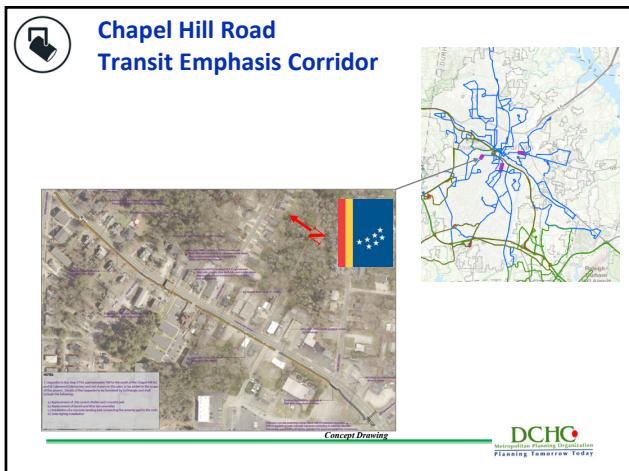
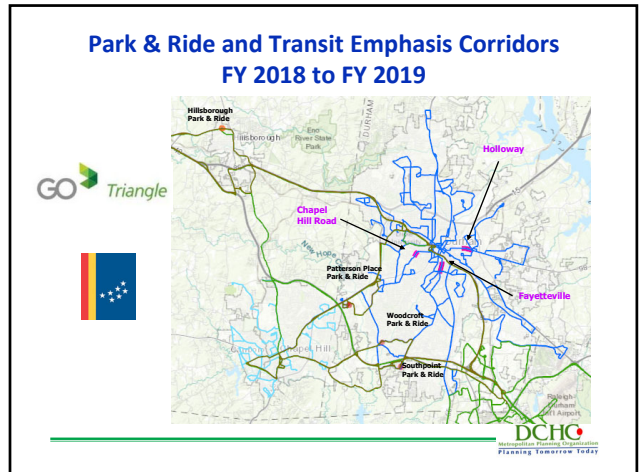
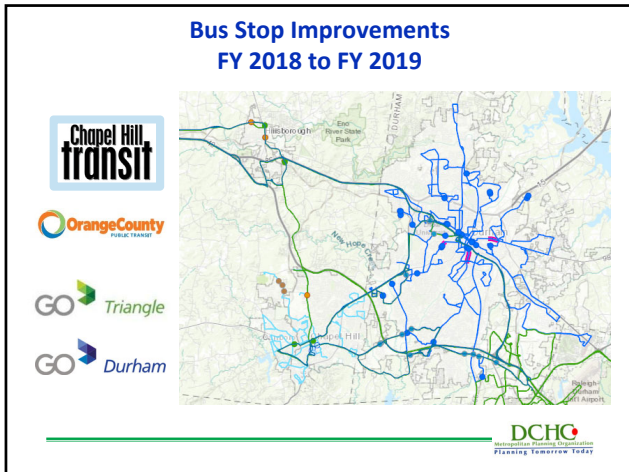
GO Triangle

Orange County PUBLIC TRANSIT

DCHC
 Metropolitan Planning Commission
 Planning Tomorrow Today

10% match

50% match



More updates to be made -

Chapel Hill North South BRT FY 2018 and FY 2019

- ❖ **Stage:** Small Starts
Project Development
- ❖ **Current Activities:** Public Outreach
- ❖ **Next Steps:** September 2019
Submission, 30% Design and
Environmental
Determination (FONSI)

Mixed Traffic with LSP
 Repaved Curb Lane
 Repaved Curb Lane
 Repaved Curb Lane
 Curb Lane Conversion, 180

For bike and pedestrian facilities, the PM includes a multi-use path adjacent to the roadway along the corridor.

GET ON BOARD!

Project Website -> nsbrt.org

Hillsborough Train Station FY 2018 and FY 2019

- ❖ **Stage:** Planning/Design
- ❖ **Ends:** ?
- ❖ **Next Steps:** Hillsborough has design plans

*Triangle Tax District - Durham County
For the Quarter ending September 30, 2018 (Q1)
For the Fiscal Year Ending June 30, 2019*

DURHAM	
Cash & Investments	\$48,028,210.66

**DURHAM COUNTY
REVENUES, BUDGET TO ACTUAL, ACCRUAL BASIS**

	FY 19 Actual* Thru 9/30/18	FY 18 Actual Thru 9/30/17	FY18 Actual Totals
1/2 ¢ Sales Tax²			
Budget & Transit Plan Alloc	\$ 30,664,248		\$ 28,579,624
Actual ¹	5,481,469	6,159,130	29,890,493
Percent of Budget Rec'd	17.88%		
Percent Δ over Prior Year	-11.00%		
Vehicle Rental Tax²			
Budget & Transit Plan Alloc	\$ 1,305,693		\$ 1,220,435
Actual	307,669	353,414	1,254,737
Percent of Budget Rec'd	23.56%		
Percent Δ over Prior Year	-12.94%		
\$7 Vehicle Registration Tax²			
Budget & Transit Plan Alloc	\$ 1,701,600		\$ 1,676,453
Actual	433,363	432,250	1,617,287
Percent of Budget Rec'd	25.47%		
Percent Δ over Prior Year	0.26%		
\$3 Vehicle Registration Tax²			
Budget & Transit Plan Alloc	\$ 729,218		\$ 718,441
Actual	185,715	185,235	693,090
Percent of Budget Rec'd	25.47%		
Percent Δ over Prior Year	0.26%		
Grants & Other Revenue			
Budget	\$ 272,005		\$ 2,252,877
Actual	295,753	494,354	3,078,959
Percent of Budget Rec'd	108.73%		
Totals Summary			
	FY 19 YTD Through (Q1)	FY 18 YTD Through (Q1)	FY 18 Annual
Total Budgeted Durham Operating Revenues	\$ 34,672,764		\$ 34,447,830
Total Revenues Received during Period (Accrual Basis)	6,703,969	7,624,382	36,534,567
Percentage of Budget Realized	19.33%	22.13%	

Notes:

**Amounts are shown on an accrual basis only when actual collections have not been received by the end of the reporting period.*

¹ *July, August and September are actuals. In August 2018, the State deducted a ~\$16 million refund from the sales tax revenues, which equates to ~70% of the 2017 sales tax refunds.*

² *Sales tax revenues are seasonal and do not follow a straight line trend.*

Triangle Tax District - Orange
 For the Quarter ending September 30, 2018 (Q1)
 For the Fiscal Year Ending June 30, 2019

	ORANGE
Cash & Investments	\$ 7,565,487.90

ORANGE COUNTY
REVENUES, BUDGET TO ACTUAL, ACCRUAL BASIS

	FY 19 Actual* Thru 9/30/18	FY 18 Actual Thru 9/30/17	FY18 Actual Totals
1/2 ¢ Sales Tax²			
Budget & Transit Plan Alloc	\$ 7,400,189		\$ 7,001,929
Actual ¹	2,080,272	2,015,614	7,344,263
Percent of Budget Rec'd	28.11%		
Percent Δ over Prior Year	3.21%		
Vehicle Rental Tax²			
Budget & Transit Plan Alloc	\$ 637,012		\$ 595,478
Actual	150,257	172,597	612,779
Percent of Budget Rec'd	23.59%		
Percent Δ over Prior Year	-12.94%		
\$7 Vehicle Registration Tax²			
Budget & Transit Plan Alloc	\$ 851,035		\$ 838,458
Actual	209,566	211,736	771,820
Percent of Budget Rec'd	24.62%		
Percent Δ over Prior Year	-1.02%		
\$3 Vehicle Registration Tax²			
Budget & Transit Plan Alloc	\$ 364,752		\$ 359,362
Actual	89,814	90,747	330,783
Percent of Budget Rec'd	24.62%		
Percent Δ over Prior Year	-1.03%		
Grants & Other Revenue			
Budget	\$ 173,404		\$ 1,631,394
Actual	60,862	115,863	1,874,649
Percent of Budget Rec'd	48.58%		
Totals Summary			
	FY 19 YTD Through (Q1)	FY 18 YTD Through (Q1)	FY 18 Annual
Total Budgeted Orange Operating Revenues	\$ 9,426,392		\$ 10,426,621
Total Revenues Received during Period (Accrual Basis)	2,590,771	2,606,557	10,934,294
Percentage of Budget Realized	27.48%		

Notes:

*Amounts are shown on an accrual basis only when actual collections have not been received by the end of the reporting period.

¹ July, August and September are actuals.

² Sales tax revenues are seasonal and do not follow a straightline trend.

*Triangle Tax District - Durham/Orange
For the Quarter ending September 30, 2018 (Q1)
For the Fiscal Year Ending June 30, 2019*

	<u>Triangle Tax District - Durham/Orange</u>	<u>Durham/Orange Special Tax District</u>
Cash & Investments	\$52,093,960.56	\$ 3,499,738.00

**DURHAM/ORANGE
REVENUES, BUDGET TO ACTUAL, ACCRUAL BASIS**

	FY 19 Actual* Thru 9/30/18	FY 18 Actual Thru 9/30/17	FY18 Actual Totals
1/2 ¢ Sales Tax²			
Budget & Transit Plan Alloc	\$ 38,064,437		\$ 35,581,553
Actual	7,561,741	8,174,743	37,234,756
Percent of Budget Rec'd	19.87%		
Percent Δ over Prior Year	-7.50%		
Vehicle Rental Tax²			
Budget & Transit Plan Alloc	\$ 1,942,705		\$ 1,815,913
Actual	457,926	526,011	1,867,516
Percent of Budget Rec'd	23.57%		
Percent Δ over Prior Year	-12.94%		
\$7 Vehicle Registration Tax²			
Budget & Transit Plan Alloc	\$ 2,552,635		\$ 2,514,911
Actual	642,929	643,986	2,389,107
Percent of Budget Rec'd	25.19%		
Percent Δ over Prior Year	-0.16%		
\$3 Vehicle Registration Tax²			
Budget & Transit Plan Alloc	\$ 1,093,970		\$ 1,077,803
Actual	275,529	275,982	1,023,873
Percent of Budget Rec'd	25.19%		
Percent Δ over Prior Year	-0.16%		
Grants & Other Revenue			
Budget	\$ 445,409		\$ 3,884,271
Actual	356,615	610,216	4,953,608
Percent of Budget Rec'd	80.06%		
Totals Summary			
	FY 19 YTD Through (Q1)	FY 18 YTD Through (Q1)	FY 18 Annual
Total Budgeted DO Operating Revenues	\$ 44,099,156		\$ 44,874,451
Total Revenues Received during Period (Accrual Basis)	9,294,739	10,230,939	47,468,861
Percentage of Budget Realized	21.08%		

Notes:

*Amounts are shown on an accrual basis only when actual collections have not been received by the end of the reporting period.

¹ July, August and September are actuals. In August 2018, the State deducted a ~\$16 million refund from the sales tax revenues, which equates to ~70% of the 2017 sales tax refunds.

Triangle Tax District --- Durham/Orange Operating
For the Quarter ending September 30, 2018 (Q1)
For the Fiscal Year Ending June 30, 2019

OPERATING EXPENDITURES, BUDGET TO ACTUAL, ACCRUAL BASIS *

DURHAM COUNTY	Carryover Balance as of 6/30/18	New FY19 \$ Available per Transit Plan	FY19 Available Balance	Durham Budget	Durham Actuals Q1	Durham Actuals Q2	Durham Actuals Q3	Durham Actuals Q4	Durham YTD Total	Percent of Budget Spent YTD	Available Balance incl Carryover
Administration											
DCHCMPO ¹ Salaries & Benefits, SWG Administration	\$ 13,278	\$ 26,850	\$ 40,128	\$ 26,850	\$ 15,917	\$ -	\$ -	\$ -	\$ 15,917	59%	\$ 24,211
Total Administration	\$ 13,278	\$ 26,850	\$ 40,128	\$ 26,850	\$ 15,917	\$ -	\$ -	\$ -	\$ 15,917	59%	\$ 24,211
Bus Operations											
Durham County ¹ Transit Services	\$ 66,302	\$ 181,697	\$ 247,999	\$ 207,000	\$ (7,052)	\$ -	\$ -	\$ -	\$ (7,052)	-3%	\$ 255,051
GoDurham ¹ Transit Services	\$ 944,898	\$ 2,883,832	\$ 3,828,730	\$ 2,890,034	\$ 788,943	\$ -	\$ -	\$ -	\$ 788,943	27%	\$ 3,039,787
GoTriangle ¹ Transit Services	\$ 740,988	\$ 1,229,007	\$ 1,969,994	\$ 1,709,591	\$ 505,776	\$ -	\$ -	\$ -	\$ 505,776	30%	\$ 1,464,218
GoTriangle Consultants, Bus Planning/Survey	\$ (53,731)	\$ 96,440	\$ 42,709	\$ 37,500	\$ -	\$ -	\$ -	\$ -	\$ -	0%	\$ 42,709
Total Bus Operations	\$ 1,698,456	\$ 4,390,976	\$ 6,089,432	\$ 4,844,125	\$ 1,287,667	\$ -	\$ -	\$ -	\$ 1,287,667	27%	\$ 4,801,764
Total Operating Expenses	\$ 1,711,734	\$ 4,417,826	\$ 6,129,560	\$ 4,870,975	\$ 1,303,585	\$ -	\$ -	\$ -	\$ 1,303,585	27%	\$ 4,825,975

ORANGE COUNTY	Carryover Balance as of 6/30/18	New FY19 \$ Available per Transit Plan	FY19 Available Balance	Orange Budget	Orange Actuals Q1	Orange Actuals Q2	Orange Actuals Q3	Orange Actuals Q4	Orange YTD Total	Percent of Budget Spent YTD	Available Balance incl Carryover
Administration											
DCHCMPO ¹ Salaries & Benefits, SWG Administration	\$ 13,278	\$ 26,850	\$ 40,128	\$ 26,850	\$ 15,917	\$ -	\$ -	\$ -	\$ 15,917	59%	\$ 24,211
Total Administration	\$ 13,278	\$ 26,850	\$ 40,128	\$ 26,850	\$ 15,917	\$ -	\$ -	\$ -	\$ 15,917	59%	\$ 24,211
Bus Operations											
OPT Transit Services	\$ 577,732	\$ 270,973	\$ 848,705	\$ 423,981	\$ 90,886	\$ -	\$ -	\$ -	\$ 90,886	21%	\$ 757,819
CHT ¹ Transit Services	\$ 1,470,202	\$ 664,723	\$ 2,134,925	\$ 2,093,838	\$ 394,337	\$ -	\$ -	\$ -	\$ 394,337	19%	\$ 1,740,588
GoTriangle Transit Services	\$ 366,371	\$ 1,171,769	\$ 1,538,140	\$ 1,156,769	\$ 237,474	\$ -	\$ -	\$ -	\$ 237,474	21%	\$ 1,300,666
GoTriangle Consultants, Bus Planning /Survey	\$ 18,620	\$ 96,440	\$ 115,060	\$ 37,500	\$ -	\$ -	\$ -	\$ -	\$ -	0	\$ 115,060
Total Bus Operations	\$ 2,432,925	\$ 2,203,905	\$ 4,636,830	\$ 3,712,088	\$ 722,697	\$ -	\$ -	\$ -	\$ 722,697	19%	\$ 3,914,133
Total Operating Expenses	\$ 2,446,203	\$ 2,230,755	\$ 4,676,957	\$ 3,738,938	\$ 738,614	\$ -	\$ -	\$ -	\$ 738,614	20%	\$ 3,938,343

DURHAM & ORANGE COUNTIES	Carryover Balance as of 6/30/18	New FY19 \$ Available per Transit Plan	FY19 Available Balance	D-O Budget	D- O Actuals Q1	D-O Actuals Q2	D-O Actuals Q3	D-O Actuals Q4	D-O Actuals YTD Total	Percent of Budget Spent YTD	Available Balance incl Carryover
Administration											
Durham County	\$ 13,278	\$ 26,850	\$ 40,128	\$ 26,850	\$ 15,917	\$ -	\$ -	\$ -	\$ 15,917	59%	\$ 24,211
Orange County	\$ 13,278	\$ 26,850	\$ 40,128	\$ 26,850	\$ 15,917	\$ -	\$ -	\$ -	\$ 15,917	59%	\$ 24,211
Total Administration	\$ 26,556	\$ 53,700	\$ 80,256	\$ 53,700	\$ 31,834	\$ -	\$ -	\$ -	\$ 31,834	59%	\$ 48,421
Bus Operations											
Durham County	\$ 1,698,456	\$ 4,390,976	\$ 6,089,432	\$ 4,844,125	\$ 1,287,667	\$ -	\$ -	\$ -	\$ 1,287,667	27%	\$ 4,801,764
Orange County	\$ 2,432,925	\$ 2,203,905	\$ 4,636,830	\$ 3,712,088	\$ 722,697	\$ -	\$ -	\$ -	\$ 722,697	19%	\$ 3,914,133
Total Bus Operations	\$ 4,131,381	\$ 6,594,881	\$ 10,726,261	\$ 8,556,213	\$ 2,010,364	\$ -	\$ -	\$ -	\$ 2,010,364	23%	\$ 8,715,897
Operating Expenses											
Total Durham County	\$ 1,711,734	\$ 4,417,826	\$ 6,129,560	\$ 4,870,975	\$ 1,303,585	\$ -	\$ -	\$ -	\$ 1,303,585	27%	\$ 4,825,975
Total Orange County	\$ 2,446,203	\$ 2,230,755	\$ 4,676,957	\$ 3,738,938	\$ 738,614	\$ -	\$ -	\$ -	\$ 738,614	20%	\$ 3,938,343
Total Operating Expenses	\$ 4,157,936	\$ 6,648,581	\$ 10,806,517	\$ 8,609,913	\$ 2,042,199	\$ -	\$ -	\$ -	\$ 2,042,199	24%	\$ 8,764,319

* Represents expenditures reimbursed or accrued by End of Quarter unless otherwise footnoted

¹ Budget amendments will be prepared to account for variances between FY18 Q4 estimates and actuals

**Triangle Tax District --- Durham/Orange Capital
For the Quarter ending September 30, 2018 (Q1)
For the Fiscal Year Ending June 30, 2019**

CAPITAL EXPENDITURES, BUDGET TO ACTUAL, ACCRUAL BASIS *

DURHAM COUNTY				Carryover Balance as of 6/30/18	New FY19 \$ Available per Transit Plan	FY19 Available Balance	Durham Budget	Durham Actuals Q1	Durham Actuals Q2	Durham Actuals Q3	Durham Actuals Q4	Durham YTD Total	Percent of Budget Spent YTD	Available Balance incl Carryover	Progress Report
Capital Planning															
GoDurham	Park & Ride/Bus Projects	\$ 882,234	\$ 2,795,126	\$ 3,677,360	\$ 987,520	\$ 2,400	\$ -	\$ -	\$ -	\$ -	\$ 2,400	0%	\$ 3,674,960	●	
GoTriangle	Park & Ride/Bus Projects	\$ 186,955	\$ 535,967	\$ 722,923	\$ 615,000	\$ -	\$ -	\$ -	\$ -	\$ -	\$ -	0%	\$ 722,923	●	
GoTriangle	Commuter Rail Study	\$ 850,369	\$ -	\$ 850,369	\$ 810,000	\$ -	\$ -	\$ -	\$ -	\$ -	\$ -	0%	\$ 850,369	●	
Total Capital Planning				\$ 1,919,559	\$ 3,331,093	\$ 5,250,651	\$ 2,412,520	\$ 2,400	\$ -	\$ -	\$ -	\$ 2,400	0%	\$ 5,248,251	
Vehicle Acquisition															
GoDurham	Bus Purchases	\$ 72,850	\$ 3,292	\$ 76,142	\$ -	\$ -	\$ -	\$ -	\$ -	\$ -	\$ -	#DIV/0!	\$ 76,142	●	
Durham County	Bus Purchases	\$ -	\$ 191,333	\$ 191,333	\$ 191,333	\$ -	\$ -	\$ -	\$ -	\$ -	\$ -	0%	\$ 191,333	●	
GoTriangle	Bus Purchases	\$ 859,630	\$ 1,348,264	\$ 2,207,894	\$ -	\$ -	\$ -	\$ -	\$ -	\$ -	\$ -	#DIV/0!	\$ 2,207,894	●	
Total Vehicle Acquisition				\$ 932,480	\$ 1,542,889	\$ 2,475,369	\$ 191,333	\$ -	\$ -	\$ -	\$ -	0%	\$ 2,475,369		
Total Capital Expenditures				\$ 2,852,038	\$ 4,873,982	\$ 7,726,020	\$ 2,603,853	\$ 2,400	\$ -	\$ -	\$ -	\$ 2,400	0%	\$ 7,723,620	

ORANGE COUNTY				Carryover Balance as of 6/30/18	New FY19 \$ Available per Transit Plan	FY19 Available Balance	Orange Budget	Orange Actuals Q1	Orange Actuals Q2	Orange Actuals Q3	Orange Actuals Q4	Actual D-O YTD	Percent of Budget Spent YTD	D-O Available Balance incl Carryover	Progress Report
Capital Planning															
Carrboro	Park & Ride/Bus Projects	\$ 439,003	\$ 816,455	\$ 1,255,458	\$ 927,565	\$ -	\$ -	\$ -	\$ -	\$ -	\$ -	\$ -	0%	\$ 1,255,458	●
CHT	Park & Ride/Bus Projects	\$ 308,259	\$ 328,774	\$ 637,033	\$ 170,000	\$ -	\$ -	\$ -	\$ -	\$ -	\$ -	\$ -	0%	\$ 637,033	●
CHT	N-S BRT	\$ 1,236,375	\$ 1,531,250	\$ 2,767,625	\$ 2,000,000	\$ (294,875)	\$ -	\$ -	\$ -	\$ -	\$ -	\$ (294,875)	-15%	\$ 3,062,500	●
GoTriangle	Park & Ride/Bus Projects	\$ 599,266	\$ 202,777	\$ 802,042	\$ 690,340	\$ -	\$ -	\$ -	\$ -	\$ -	\$ -	\$ -	0%	\$ 802,042	●
Hillsborough	Hillsborough Train Station	\$ 116,000	\$ -	\$ 116,000	\$ 116,000	\$ -	\$ -	\$ -	\$ -	\$ -	\$ -	\$ -	0%	\$ 116,000	●
OPT	Park & Ride/Bus Projects	\$ 28,168	\$ 207,804	\$ 235,972	\$ 235,972	\$ -	\$ -	\$ -	\$ -	\$ -	\$ -	\$ -	0%	\$ 235,972	●
Total Capital Planning				\$ 2,727,071	\$ 3,087,059	\$ 5,814,130	\$ 4,139,877	\$ (294,875)	\$ -	\$ -	\$ -	\$ (294,875)	-7%	\$ 6,109,005	
Vehicle Acquisition															
CHT	Bus Purchases	\$ 70,990	\$ 1,429,115	\$ 1,500,105	\$ 1,500,105	\$ -	\$ -	\$ -	\$ -	\$ -	\$ -	\$ -	0%	\$ 1,500,105	●
GoTriangle	Bus Purchases	\$ 859,630	\$ 299,439	\$ 1,159,068	\$ -	\$ -	\$ -	\$ -	\$ -	\$ -	\$ -	\$ -	#DIV/0!	\$ 1,159,068	●
OPT	Bus Purchases	\$ 164,689	\$ -	\$ 164,689	\$ 35,731	\$ -	\$ -	\$ -	\$ -	\$ -	\$ -	\$ -	0%	\$ 164,689	●
Total Vehicle Acquisition				\$ 1,095,309	\$ 1,728,554	\$ 2,823,862	\$ 1,535,836	\$ -	\$ -	\$ -	\$ -	\$ -	0%	\$ 2,823,862	
Total Capital Expenditures				\$ 3,822,379	\$ 4,815,613	\$ 8,637,992	\$ 5,675,713	\$ (294,875)	\$ -	\$ -	\$ -	\$ (294,875)	-5%	\$ 8,932,867	

DURHAM & ORANGE COUNTIES				Carryover Balance as of 6/30/18	New FY19 \$ Available per Transit Plan	FY19 Available Balance	D-O Budget	D-O Actuals Q1	D-O Actuals Q2	D-O Actuals Q3	D-O Actuals Q4	D-O Actuals YTD Total	Percent of Budget Spent YTD	Available Balance incl Carryover
Capital Planning														
Durham County		\$ 1,919,559	\$ 3,331,093	\$ 5,250,651	\$ 2,412,520	\$ 2,400	\$ -	\$ -	\$ -	\$ -	\$ -	\$ 2,400	0%	\$ 5,248,251
Orange County		\$ 2,727,071	\$ 3,087,059	\$ 5,814,130	\$ 4,139,877	\$ (294,875)	\$ -	\$ -	\$ -	\$ -	\$ -	\$ (294,875)	-7%	\$ 6,109,005
D-O LRT	Light Rail Project ¹				\$ 82,472,435	\$ 15,052,908	\$ -	\$ -	\$ -	\$ -	\$ -	\$ 15,052,908	18%	\$ 67,419,527
Total Capital Planning				\$ 4,646,629	\$ 6,418,152	\$ 11,064,781	\$ 89,024,832	\$ 14,760,433	\$ -	\$ -	\$ -	\$ (292,475)	0%	\$ 11,357,256
Vehicle Acquisition														
Durham County		\$ 932,480	\$ 1,542,889	\$ 2,475,369	\$ 191,333	\$ -	\$ -	\$ -	\$ -	\$ -	\$ -	\$ -	0%	\$ 2,475,369
Orange County		\$ 1,095,309	\$ 1,728,554	\$ 2,823,862	\$ 1,535,836	\$ -	\$ -	\$ -	\$ -	\$ -	\$ -	\$ -	0%	\$ 2,823,862
Total Vehicle Acquisition				\$ 2,027,788	\$ 3,271,443	\$ 5,299,231	\$ 1,727,169	\$ -	\$ -	\$ -	\$ -	\$ -	0%	\$ 5,299,231
Capital Expenditures														
Durham County		\$ 2,852,038	\$ 4,873,982	\$ 7,726,020	\$ 2,603,853	\$ 2,400	\$ -	\$ -	\$ -	\$ -	\$ -	\$ 2,400	0%	\$ 7,723,620
Orange County		\$ 3,822,379	\$ 4,815,613	\$ 8,637,992	\$ 5,675,713	\$ (294,875)	\$ -	\$ -	\$ -	\$ -	\$ -	\$ (294,875)	-5%	\$ 8,932,867
D-O LRT	Light Rail Project ¹				\$ 82,472,435	\$ 15,052,908	\$ -	\$ -	\$ -	\$ -	\$ -	\$ 15,052,908	18%	\$ 67,419,527
Total Capital Expenditures				\$ 6,674,417	\$ 9,689,595	\$ 16,364,013	\$ 90,752,001	\$ 14,760,433	\$ -	\$ -	\$ -	\$ 14,760,433	16%	\$ 16,656,488

* Represents expenditures reimbursed or accrued by End of Quarter unless otherwise footnoted

¹ Combined actual and accrued expenses, including consultant estimates as reported in the monthly reports to the FTA

● Not Started ● In Progress ● Completed