

**GOTRIANGLE  
FISCAL YEAR 2018  
WESTERN TRIANGLE TAX DISTRICT FUND ORDINANCE**

**BE IT ORDAINED** by the Research Triangle Regional Public Transportation Authority Board of Trustees:

**Section 1.** It is estimated that the following revenues will be available in the **Western Triangle Tax District Fund** for the fiscal year beginning July 1, 2017, and ending June 30, 2018:

½ Cent Sales Tax	\$ 35,581,553
Vehicle Rental Tax	1,815,913
\$7 County Vehicle Registration Tax	2,514,911
Grants/Others	3,884,271
Appropriated Reserve Balance	<u>49,881,496</u>
<b>Total</b>	<b>\$ 93,678,144</b>

**Section 2.** The following amounts hereby are appropriated in the **Western Triangle Tax District Fund** for the fiscal year beginning July 1, 2017, and ending June 30, 2018:


Durham County	\$ 69,203,571
Orange County	<u>24,474,573</u>
<b>Total</b>	<b>\$ 93,678,144</b>


**Section 3.** Copies of this Budget Ordinance shall be furnished to the Clerk to the Board of Trustees and to the Budget Officer of this Authority to be kept on file for their direction in the disbursement of funds.

**ADOPTED THIS 28<sup>TH</sup> DAY OF JUNE 2017.**

  
 \_\_\_\_\_  
 Ellen Reckhow, Board of Trustees Vice Chair

**ATTEST:**

  
 \_\_\_\_\_  
 Michelle C. Dawson, Clerk to the Board



## FY18 Durham-Orange Transit Plan Budget Overview

<b>Total Collections FY18:</b>	<b>\$ 44,874,451</b>	<i>(Orange</i>	<b>\$ 10,426,621</b>	<i>&amp; Durham</i>	<b>\$ 34,447,830 )</b>
<b>Total Collections FY17:</b>	<b>\$ 38,575,778</b>	<i>(Orange</i>	<b>\$ 9,531,149</b>	<i>&amp; Durham</i>	<b>\$ 29,044,628 )</b>
<b>Total Expenditures FY18:</b>	<b>\$ 93,678,145</b>	<i>(Orange</i>	<b>\$ 24,474,573</b>	<i>&amp; Durham</i>	<b>\$ 69,203,572 )</b>
* Orange County	\$ 116,000	<i>included for Hillsborough Train Station using reserves.</i>			
* Orange County	\$ 1,531,250	<i>included for North - South Bus Corridor Project - CHT.</i>			
<b>Total Expenditures FY17:</b>	<b>\$ 65,155,524</b>	<i>(Orange</i>	<b>\$ 17,875,016</b>	<i>&amp; Durham</i>	<b>\$ 47,280,508 )</b>
* Orange County	\$ 116,000	<i>included for Hillsborough Train Station using reserves.</i>			
* Orange County	\$ 1,975,250	<i>included for North - South Bus Corridor Project - CHT.</i>			

**Revenue includes 1/2 Cent Sales Tax, Vehicle Rental Tax and Vehicle Registration Tax, Grants**

**Expenditures include Administration, Personnel, Consultants, Capital, and Transit Services**

**Reserve Funds are maintained to fund an operating reserve and support future capital needs  
(1/2 Cents Sales Tax 50%, Vehicle Rental Tax 5%, and Vehicle Registration Tax 5%)**

***FY18 Proposed Budget meets criteria in County Plans and Implementation Agreements***

### FY18 Budget Summary: Durham-Orange Transit Plan

	FY17 Budget Orange Co.	FY17 Budget Durham Co.	Total FY17 Budget D-O plan	FY18 Budget Proposed-Orange Co.	FY18 Budget Proposed- Durham Co.	Total FY18 Budget-Proposed D-O plan
<b>Revenue:</b>						
1/2 Cent Sales Tax	7,054,206	24,607,994	\$ 31,662,200	\$ 7,001,929	\$ 28,579,624	\$ 35,581,553
Rental Tax	482,453	988,790	1,471,244	595,478	1,220,435	1,815,913
\$7 County Registration Tax	816,181	1,612,591	2,428,772	838,458	1,676,453	2,514,911
\$3 Regional Registration Tax Increase	349,792	691,110	1,040,902	359,362	718,441	1,077,803
Grants	828,517	1,144,143	1,972,660	1,631,394	2,252,877	3,884,271
<b>Total Revenue</b>	<b>9,531,149</b>	<b>29,044,628</b>	<b>\$ 38,575,778</b>	<b>\$ 10,426,621</b>	<b>\$ 34,447,830</b>	<b>\$ 44,874,451</b>
<b>Expenses:</b>						
<b>Departmental/Personnel</b>	<b>1,240,269</b>	<b>3,950,746</b>	<b>5,191,015</b>	<b>1,116,870</b>	<b>4,920,267</b>	<b>6,037,137</b>
Admin Cost/Finance	90,445	90,445	180,891	44,395	195,578	239,973
Capital Development	708,290	2,377,942	3,086,232	696,670	3,069,112	3,765,781
C&PA	211,806	711,096	922,903	219,460	966,811	1,186,271
Legal	184,794	620,408	805,202	149,700	659,487	809,187
Regional Services	44,933	150,855	195,789	-	-	-
Board	-	-	-	6,646	29,279	35,925
IDC (included above)	-	-	-	-	-	-
<b>Consultants</b>	<b>10,440,689</b>	<b>35,052,511</b>	<b>45,493,200</b>	<b>12,817,943</b>	<b>56,158,012</b>	<b>68,975,955</b>
URS/AECOMM	550,800	1,849,200	2,400,000	-	-	-
Legal/Real Estate	582,815	1,956,685	2,539,500	202,483	892,018	1,094,500
Misc. Consultants	9,127,445	30,643,556	39,771,000	12,050,481	53,087,252	65,137,733
*Financial/ERP System	179,630	603,070	782,700	144,480	636,493	780,973
Staff Working Group Admin support	-	-	-	24,500	24,500	49,000
Bus planning/ survey consultants	-	-	-	100,000	213,750	313,750
Project Office	-	-	-	296,000	1,304,000	1,600,000
<b>Capital Projects</b>						
Park and Rides/Bus Projects (Others)	1,511,534	3,230,000	4,741,534	711,652	882,233	1,593,885
Park and Rides/Bus Projects (GoTriangle)	1,166,766	1,225,970	2,392,736	695,700	231,725	927,425
Hillsborough Train Station	116,000	-	116,000	116,000	-	116,000
N-S BRT	1,975,250	-	1,975,250	1,531,250	-	1,531,250
<b>Bus Purchases</b>						
Orange Public Transit (OPT)	-	-	-	17,731	-	17,731
Chapel Hill Transit (CHT)	-	-	-	3,664,000	-	3,664,000
Durham County	-	-	-	-	120,000	120,000
GoDurham	-	-	-	-	2,350,000	2,350,000
GoTriangle	-	-	-	945,000	945,000	1,890,000
<b>Transit Services</b>						
Orange Public Transit (OPT)	372,065	-	372,065	553,690	-	553,690
Chapel Hill Transit (CHT)	308,313	-	308,313	1,512,362	-	1,512,362
Durham County	-	181,675	181,675	-	187,307	187,307
GoDurham	-	2,356,837	2,356,837	-	2,366,632	2,366,632
Bus Operations/ GoTriangle	744,130	1,282,769	2,026,899	792,375	1,042,395	1,834,770
<b>Total Transit Svc Expenses:</b>	<b>1,424,508</b>	<b>3,821,281</b>	<b>5,245,789</b>	<b>2,858,427</b>	<b>3,596,334</b>	<b>6,454,761</b>
<b>Total Revenue</b>	<b>9,531,149</b>	<b>29,044,628</b>	<b>\$ 38,575,778</b>	<b>\$ 10,426,621</b>	<b>\$ 34,447,830</b>	<b>\$ 44,874,451</b>
<b>Total Expenses</b>	<b>17,875,016</b>	<b>47,280,508</b>	<b>\$ 65,155,524</b>	<b>\$ 24,474,573</b>	<b>\$ 69,203,571</b>	<b>\$ 93,678,144</b>
<b>Change in Balance</b>	<b>(8,343,867)</b>	<b>(18,235,880)</b>	<b>(26,579,747)</b>	<b>(14,047,952)</b>	<b>(34,755,741)</b>	<b>(48,803,693)</b>

\*FY18 Light Rail exp. split by county:

Durham - 81.5%

Orange- 18.5%

77.05%

22.95%


81.5%

18.5%

^ Unspent portion of Transit Svcs Revenue Available

## FY18 Budget Summary of Total Spending - Durham-Orange Transit Plan

	FY18 Budget Proposed- Orange Co.	FY18 Budget Proposed- Durham Co.	FY18 Forecast	FY17 Budget Combined	Increase / (Decrease) FY17 Budget
<b>Revenue</b>					
1/2 Cent Sales Tax	7,001,929	25,469,274	32,471,203	31,662,200	\$ 809,003
Rental Tax	595,478	1,220,435	1,815,913	1,471,244	344,669
\$7 County Registration Tax *	838,458	1,644,843	2,483,301	2,428,772	54,529
\$3 Regional Registration Tax Increase	359,362	704,932	1,064,294	1,040,902	23,392
Grants/Other	1,631,394	2,252,877	3,884,271	1,972,660	1,911,611
<b>Total Revenues</b>	<b>10,426,621</b>	<b>31,292,361</b>	<b>41,718,982</b>	<b>38,575,778</b>	<b>\$ 3,143,204</b>
<b>Expenditures</b>					
D-O Finance/Admin	44,395	195,578	239,973	180,891	\$ 59,083
D-O Capital Development	696,670	3,069,112	3,765,781	3,086,232	679,549
D-O Communication & Public Affairs	219,460	966,811	1,186,271	922,903	263,368
D-O Legal	149,700	659,487	809,187	805,202	3,985
D-O Regional Services	-	-	-	195,789	(195,789)
D-O Board	6,646	29,279	35,925	-	35,925
Transit Services/Bus (TTA operated)	792,375	1,042,395	1,834,770	2,026,899	(192,129)
<b>Department Expenses</b>	<b>1,909,245</b>	<b>5,962,662</b>	<b>7,871,907</b>	<b>7,217,914</b>	<b>\$ 618,068</b>
<b>Consultants</b>	12,817,943	56,158,012	68,975,955	45,493,200	23,482,755
<b>Capital Projects</b>	3,054,602	1,113,958	4,168,560	9,225,520	(5,066,960)
<b>Capital - Bus Purchases</b>	4,626,731	3,415,000	8,041,731	-	8,041,731
Orange Public Transit (OPT)	17,731	-	17,731	-	17,731
Chapel Hill Transit (CHT)	3,664,000	-	3,664,000	-	3,664,000
Durham County	-	120,000	120,000	-	120,000
GoDurham	-	2,350,000	2,350,000	-	2,350,000
GoTriangle	945,000	945,000	1,890,000	-	1,890,000
<b>Transit Services (Other)</b>	2,066,052	2,553,939	4,619,991	3,218,890	1,401,101
Orange Public Transit (OPT)	553,690	-	553,690	372,065	181,625
Chapel Hill Transit (CHT)	1,512,362	-	1,512,362	308,313	1,204,049
Durham County	-	187,307	187,307	181,675	5,632
GoDurham	-	2,366,632	2,366,632	2,356,837	9,795
<b>Total Outlay/Transit Services</b>	<b>22,565,328</b>	<b>63,240,909</b>	<b>85,806,237</b>	<b>57,937,610</b>	<b>\$ 35,910,358</b>
<b>Total Expenditures</b>	<b>24,474,573</b>	<b>69,203,571</b>	<b>93,678,144</b>	<b>65,155,524</b>	<b>\$ 36,528,426</b>
<b>Net Change</b>	<b>(14,047,952)</b>	<b>(37,911,210)</b>	<b>(51,959,162)</b>	<b>(26,579,747)</b>	<b>\$ (33,385,221)</b>



## **XI. WAKE COUNTY TRANSIT PLAN**