

*Triangle Tax District - Durham County  
For the Quarter ending December 31, 2017 (Q2)  
For the Fiscal Year Ending June 30, 2018*

	<b>DURHAM</b>
Cash & Investements	\$75,380,920.30

**DURHAM COUNTY**  
**REVENUES, BUDGET TO ACTUAL, ACCRUAL \* BASIS**

	FY 18 Actual* Thru 12/31/17	FY 17 Actual Thru 12/31/16	FY17 Actual Totals
<b>1/2 ¢ Sales Tax</b>			
Budget	\$ 28,579,624		\$ 24,607,994
Actual*	14,620,836	13,465,824	27,147,291
Percentage Rec'd	51.16%	54.72%	110.32%
<b>Vehicle Rental Tax</b>			
Budget	\$ 1,220,435		\$ 988,790
Actual*	663,812	628,025	1,221,855
Percentage Rec'd	54.39%	63.51%	123.57%
<b>\$7 Vehicle Registration Tax</b>			
Budget	\$ 1,676,453		\$ 1,612,591
Actual*	791,532	796,376	1,611,750
Percentage Rec'd	47.21%	49.38%	99.95%
<b>\$3 Vehicle Registration Tax</b>			
Budget	\$ 718,441		\$ 691,110
Actual*	339,210	341,298	690,741
Percentage Rec'd	47.21%	49.38%	99.95%
<b>Grants &amp; Other Revenue</b>			
Budget	\$ 2,252,877		\$ 1,144,143
Actual*	947,002	2,075,953	3,058,998
Percentage Rec'd	42.04%	181.44%	267.36%
<b>Totals Summary</b>			
	<b>FY 18 (Q2)</b>	<b>FY 17 (Q2)</b>	<b>FY 17</b>
<b>Total Budgeted Durham Operating Revenues</b>	<b>\$ 34,447,830</b>		<b>\$ 29,044,628</b>
<b>Total Revenues Received during Period (Accrual Basis)</b>	<b>17,362,392</b>	<b>17,307,476</b>	<b>33,730,635</b>
<b>Percentage of Budget Realized</b>	<b>50.40%</b>	<b>59.59%</b>	<b>116.13%</b>

*Notes:*

*\*Amounts are shown on an accrual basis. Accruals are based on amounts provided to GoTriangle by the State Department of Revenue, DMV or other estimates, since actual deposits occur at least six weeks after the taxes were collected.*

*Triangle Tax District - Orange*  
*For the Quarter ending December 31, 2017 (Q2)*  
*For the Fiscal Year Ending June 30, 2018*

	<b>ORANGE</b>
Cash & Investements	\$16,927,799.88

**ORANGE COUNTY**  
**REVENUES, BUDGET TO ACTUAL, ACCRUAL \* BASIS**

	FY 18 Actual* Thru 12/31/17	FY 17 Actual Thru 12/31/16	FY17 Actual Totals
<b>1/2 ¢ Sales Tax</b>			
Budget	\$ 7,001,929		\$ 7,054,206
Actual*	3,483,618	3,144,499	6,854,396
Percentage Rec'd	49.75%	44.58%	97.17%
<b>Vehicle Rental Tax</b>			
Budget	\$ 595,478		\$ 482,453
Actual*	324,187	306,428	596,712
Percentage Rec'd	54.44%	63.51%	123.68%
<b>\$7 Vehicle Registration Tax</b>			
Budget	\$ 838,458		\$ 816,181
Actual*	382,543	392,231	780,024
Percentage Rec'd	45.62%	48.06%	95.57%
<b>\$3 Vehicle Registration Tax</b>			
Budget	\$ 359,362		\$ 349,792
Actual*	163,953	168,099	334,296
Percentage Rec'd	45.62%	48.06%	95.57%
<b>Grants &amp; Other Revenue</b>			
Budget	\$ 1,631,394		\$ 828,518
Actual*	227,654	517,146	827,706
Percentage Rec'd	13.95%	62.42%	99.90%
<b>Totals Summary</b>			
	<b>FY 18 (Q2)</b>	<b>FY 17 (Q2)</b>	<b>FY 17</b>
<b>Total Budgeted Orange Operating Revenues</b>	<b>\$ 10,426,621</b>		<b>\$ 9,531,150</b>
<b>Total Revenues Received during Period (Accrual Basis)</b>	<b>4,581,956</b>	<b>4,528,402</b>	<b>9,393,135</b>
<b>Percentage of Budget Realized</b>	<b>43.94%</b>	<b>47.51%</b>	<b>98.55%</b>

*Notes:*

*\*Amounts are shown on an accrual basis. Accruals are based on amounts provided to GoTriangle by the State Department of Revenue, DMV or other estimates, since actual deposits occur at least six weeks after the taxes were collected.*

*Triangle Tax District - Durham/Orange*  
*For the Quarter ending December 31, 2017 (Q2)*  
*For the Fiscal Year Ending June 30, 2018*

	<i>Triangle Tax District - Durham/Orange</i>	<i>Durham/Orange Special Tax District</i>
Cash & Investments	\$89,280,192.18	\$ 3,028,528.00

**DURHAM/ORANGE**  
**REVENUES, BUDGET TO ACTUAL, ACCRUAL \* BASIS**










	FY 18 Actual* Thru 12/31/17	FY 17 Actual Thru 12/31/16	FY17 Actual Totals
<b>1/2 ¢ Sales Tax</b>			
Budget	\$ 35,581,553		\$ 31,662,200
Actual*	18,104,455	16,610,322	34,001,688
Percentage Rec'd	50.88%	52.46%	107.39%
<b>Vehicle Rental Tax</b>			
Budget	\$ 1,815,913		\$ 1,471,243
Actual*	987,999	934,452	1,818,567
Percentage Rec'd	54.41%	63.51%	123.61%
<b>\$7 Vehicle Registration Tax</b>			
Budget	\$ 2,514,911		\$ 2,428,772
Actual*	1,174,075	1,188,607	2,391,774
Percentage Rec'd	46.68%	48.94%	98.48%
<b>\$3 Vehicle Registration Tax</b>			
Budget	\$ 1,077,803		\$ 1,040,902
Actual*	503,163	509,397	1,025,037
Percentage Rec'd	46.68%	48.94%	98.48%
<b>Grants &amp; Other Revenue</b>			
Budget	\$ 3,884,271		\$ 1,972,661
Actual*	1,174,656	2,593,099	3,886,704
Percentage Rec'd	30.24%	131.45%	197.03%
<b>Totals Summary</b>			
	<b>FY 18 (Q2)</b>	<b>FY 17 (Q2)</b>	<b>FY 17</b>
<b>Total Budgeted DO Operating Revenues</b>	<b>\$ 44,874,451</b>		<b>\$ 38,575,778</b>
<b>Total Revenues Received during Period (Accrual Basis)</b>	<b>21,944,348</b>	<b>21,835,878</b>	<b>43,123,769</b>
<b>Percentage of Budget Realized</b>	<b>48.90%</b>	<b>56.61%</b>	<b>111.79%</b>

*Notes:*

*\*Amounts are shown on an accrual basis. Accruals are based on amounts provided to GoTriangle by the State Department of Revenue, since actual deposits occur at least six weeks after the taxes were collected*

**Triangle Tax District --- Durham/Orange Operating**  
**For the Quarter ending December 31, 2017 (Q2)**  
**For the Fiscal Year Ending June 30, 2018**

**OPERATING EXPENDITURES, BUDGET TO ACTUAL, ACCRUAL BASIS <sup>1</sup>**

		Orange Budget	Durham Budget	Current Year D-O Budget	Orange Actuals	Durham Actuals	Actual D-O YTD	Percent Spent YTD	Budget Remaining	Progress Report
<b>Administration</b>										
GoTriangle	Salaries & Benefits/Misc Exp <sup>2</sup>	\$ 51,041	\$ 224,857	\$ 275,898	\$ 46,129	\$ 54,367	\$ 100,496	36%	\$ 175,402	
GoTriangle	Contracted Services, Tax District Audit <sup>2</sup>	\$ 1,110	\$ 4,890	\$ 6,000	\$ 1,055	\$ 4,646	\$ 5,700	95%	\$ 300	
DCHCMPO	Salaries & Benefits, SWG Administration <sup>2</sup>	\$ 24,500	\$ 24,500	\$ 49,000	\$ 904	\$ 904	\$ 1,808	4%	\$ 47,192	
<b>Total Administration</b>		<b>\$ 76,651</b>	<b>\$ 254,247</b>	<b>\$ 330,898</b>	<b>\$ 48,087</b>	<b>\$ 59,916</b>	<b>\$ 108,004</b>	<b>33%</b>	<b>\$ 222,894</b>	
<b>Bus Operations</b>										
OPT	Transit Services	\$ 553,690	\$ -	\$ 553,690	\$ -	\$ -	\$ -	0%	\$ 553,690	
CHT	Transit Services	\$ 1,512,362	\$ -	\$ 1,512,362	\$ -	\$ -	\$ -	0%	\$ 1,512,362	
GoTriangle	Consultants, Bus Planning/Survey	\$ 100,000	\$ 213,750	\$ 313,750	\$ -	\$ 44,205	\$ 44,205	14%	\$ 269,545	
Durham County	Transit Services <sup>3</sup>	\$ -	\$ 187,307	\$ 187,307	\$ -	\$ 59,734	\$ 59,734	32%	\$ 127,573	
GoDurham	Transit Services <sup>3&amp;4</sup>	\$ -	\$ 2,366,632	\$ 2,366,632	\$ -	\$ 1,582,952	\$ 1,582,952	67%	\$ 783,680	
GoTriangle	Transit Services <sup>3&amp;4</sup>	\$ 792,375	\$ 1,042,395	\$ 1,834,770	\$ 516,858	\$ 674,393	\$ 1,191,250	65%	\$ 643,520	
<b>Total Bus Operations</b>		<b>\$ 2,958,427</b>	<b>\$ 3,810,084</b>	<b>\$ 6,768,511</b>	<b>\$ 516,858</b>	<b>\$ 2,361,283</b>	<b>\$ 2,878,141</b>	<b>43%</b>	<b>\$ 3,890,370</b>	
<b>Total Operating Expenses</b>		<b>\$ 3,035,078</b>	<b>\$ 4,064,331</b>	<b>\$ 7,099,409</b>	<b>\$ 564,945</b>	<b>\$ 2,421,200</b>	<b>\$ 2,986,145</b>	<b>42%</b>	<b>\$ 4,113,264</b>	

<sup>1</sup> Represents Expenditures Reimbursed by End of Quarter unless otherwise footnoted

<sup>2</sup> Q1 and/or Q2 Known expenses incurred, reimbursement request not submitted and not paid as of 12/31/17

<sup>3</sup> Q1 Reimbursement Requests Submitted but not paid as of 12/31/17

<sup>4</sup> Q2 Reimbursement Request Submitted but not paid as of 12/31/17

-  Not Started
-  In Progress
-  Completed

**Triangle Tax District --- Durham/Orange Capital  
For the Quarter ending December 31, 2017 (Q2)  
For the Fiscal Year Ending June 30, 2018**

**CAPITAL EXPENDITURES, BUDGET TO ACTUAL, ACCRUAL BASIS<sup>1</sup>**

		<b>Orange Budget</b>	<b>Durham Budget</b>	<b>Current Year D-O Budget</b>	<b>Orange Actuals</b>	<b>Durham Actuals</b>	<b>Actual D-O YTD</b>	<b>Percent Spent YTD</b>	<b>Budget Remaining</b>	<b>Progress Report</b>
<b>Capital Projects</b>										
Orange County	Park and Ride/Bus Projects	\$ 711,652	\$ -	\$ 711,652	\$ -	\$ -	\$ -	0%	\$ 711,652	●
Durham County	Park and Ride/Bus Projects	\$ -	\$ 882,233	\$ 882,233	\$ -	\$ -	\$ -	0%	\$ 882,233	●
GoTriangle	Park and Ride/Bus Projects	\$ 695,700	\$ 231,725	\$ 927,425	\$ -	\$ -	\$ -	0%	\$ 927,425	●
GoTriangle	Commuter Rail Study	\$ -	\$ 850,000	\$ 850,000	\$ -	\$ -	\$ -	0%	\$ 850,000	●
GoTriangle	Contracted Services, ERP	\$ 49,987	\$ 49,987	\$ 99,973	\$ -	\$ -	\$ -	0%	\$ 99,973	●
Hillsborough	Hillsborough Train Station	\$ 116,000	\$ -	\$ 116,000	\$ -	\$ -	\$ -	0%	\$ 116,000	●
CHT	N-S BRT	\$ 1,531,250	\$ -	\$ 1,531,250	\$ -	\$ -	\$ -	0%	\$ 1,531,250	●
DOLRT	Light Rail Project <sup>5</sup>	\$ 15,317,678	\$ 66,800,797	\$ 82,118,474	\$ 804,979	\$ 3,189,602	\$ 3,994,582	5%	\$ 78,123,892	●
<b>Total Capital Planning</b>		<b>\$ 18,422,266</b>	<b>\$ 68,814,741</b>	<b>\$ 87,237,007</b>	<b>\$ 804,979</b>	<b>\$ 3,189,602</b>	<b>\$ 3,994,582</b>	<b>5%</b>	<b>\$ 83,242,425</b>	
<b>Bus Acquisition</b>										
OPT	Bus Purchases	\$ 17,731	\$ -	\$ 17,731	\$ 18,113	\$ -	\$ 18,113	102%	\$ (382)	●
CHT	Bus Purchases	\$ 3,664,000	\$ -	\$ 3,664,000	\$ -	\$ -	\$ -	0%	\$ 3,664,000	●
Durham County	Bus Purchases	\$ -	\$ 120,000	\$ 120,000	\$ -	\$ -	\$ -	0%	\$ 120,000	●
GoDurham	Bus Purchases <sup>3</sup>	\$ -	\$ 2,350,000	\$ 2,350,000	\$ -	\$ 2,846,299	\$ 2,846,299	121%	\$ (496,299)	●
GoTriangle	Bus Purchases <sup>3</sup>	\$ 945,000	\$ 945,000	\$ 1,890,000	\$ 930,144	\$ 930,144	\$ 1,860,288	98%	\$ 29,712	●
<b>Total Bus Acquisition</b>		<b>\$ 4,626,731</b>	<b>\$ 3,415,000</b>	<b>\$ 8,041,731</b>	<b>\$ 948,258</b>	<b>\$ 3,776,443</b>	<b>\$ 4,724,701</b>	<b>59%</b>	<b>\$ 3,317,030</b>	
<b>Total Capital Expenditures</b>		<b>\$ 23,048,997</b>	<b>\$ 72,229,741</b>	<b>\$ 95,278,738</b>	<b>\$ 1,753,237</b>	<b>\$ 6,966,046</b>	<b>\$ 8,719,283</b>	<b>9%</b>	<b>\$ 86,559,455</b>	

<sup>1</sup> Represents Expenditures Reimbursed by End of Quarter unless otherwise footnoted

<sup>2</sup> Q1 and/or Q2 Known expenses incurred, reimbursement request not submitted and not paid as of 12/31/17

<sup>3</sup> Q1 Reimbursement Requests Submitted but not paid as of 12/31/17

<sup>4</sup> Q2 Reimbursement Request Submitted but not paid as of 12/31/17

<sup>5</sup> DOLRT includes Right of Way Budget Amendment approved October 2017

● Not Started  
● In Progress  
● Completed