

DURHAM • CHAPEL HILL • CARRBORO

**DCHC**

METROPOLITAN PLANNING ORGANIZATION

PLANNING TOMORROW'S TRANSPORTATION

# Transportation Performance Measures -- Safety --

Andy Henry, [andrew.henry@durhamnc.gov](mailto:andrew.henry@durhamnc.gov), January 11, 2023

- TPMS are required by MAP-21 and FAST ACT (federal transportation legislation)
- January 2019 -- MPO originally adopted Safety measures and targets along with TPMs for transit assets, bridge and pavement condition and system performance, and later, for transit safety
- Since that time, MPO has re-adopted Safety measures and targets annually
- MPO must re-adopt Safety targets by February 2023
- System performance and bridge/pavement condition TPMs are due for re-adoption in 2023 (180 days after NCDOT sets targets)

- Two options:
  - MPO establish own measures
    - MPO must manage data to calculate measure
  - Support NCDOT measures →
- NCDOT safety targets based on NCDOT's Strategic Highway Safety Plan (SHSP):
  - Reduce by 50% by 2035
  - Vision Zero by 2050
- At this point, no known consequences for MPO if targets not achieved

In three TPMs, MPO adopted NCDOT target. Why? 1) can use NCDOT data; 2) targets are challenging

- The MPO Board received letter jointly signed by several organizations concerned about rising rates of injuries and deaths on our streets (January 2022)
- MPO Board received roadway safety review (May 2022)
  - Identified local roadway safety processes and coordination among agencies
  - NCDOT identified safety trends, performance measures, resources, and funding
- DCHC MPO applied for *Safe Streets and Roads for All* funding to develop an MPO safety plan. Grant awards are pending.
- FY2023-2024 UPWP will include a safety specific task.
- NC [Strategic Highway Safety Plan](#) source of strategies, actions and implementing agencies:

# Safety Targets

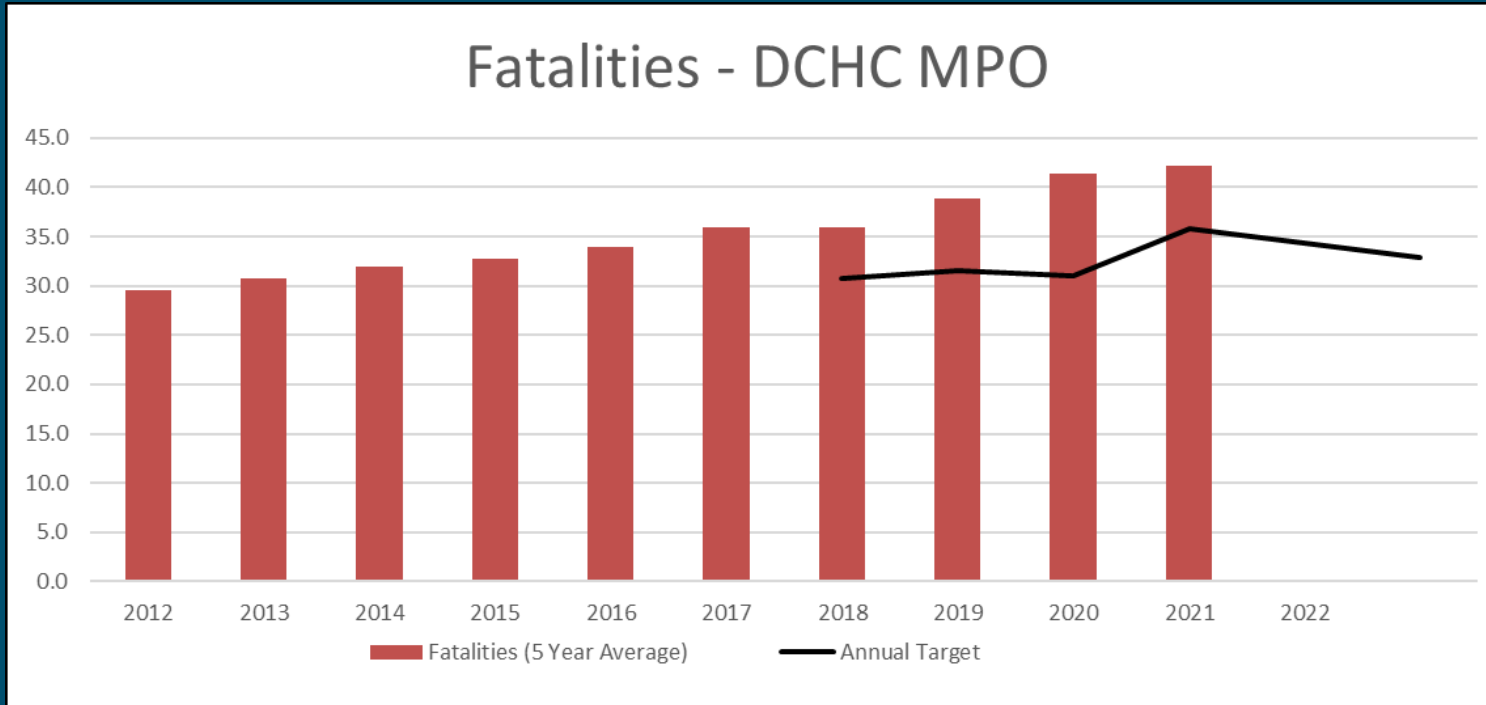
	NCDOT Targets (percent reduction per year)						
Safety Measure	2018	2019	2020	2021*	2022	2023	% change
Total Fatalities	5.0	5.6	6.2	4.2	12.2	19.6	291%
Fatality Rate	4.8	5.0	5.4	4.4	13.8	21.0	341%
Total Serious Injuries	5.1	6.8	8.5	3.2	19.8	30.2	492%
Serious Injury Rate	4.8	6.1	7.6	3.4	21.7	31.8	568%
Total Non-motorized Fatalities and Serious Injuries	5.3	6.0	7.1	3.7	17.9	26.5	400%

\* 2021 reduction targets are much lower than previous years because the horizon year for reducing fatalities and injuries by one-half was changed from 2030 to 2035.

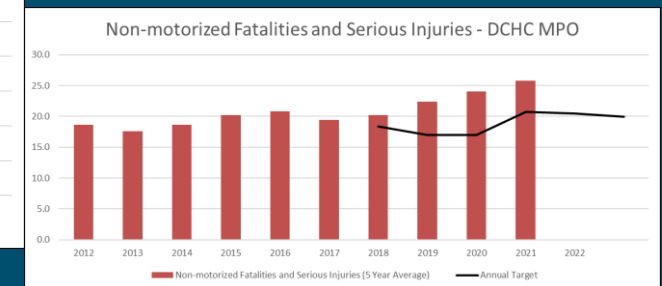
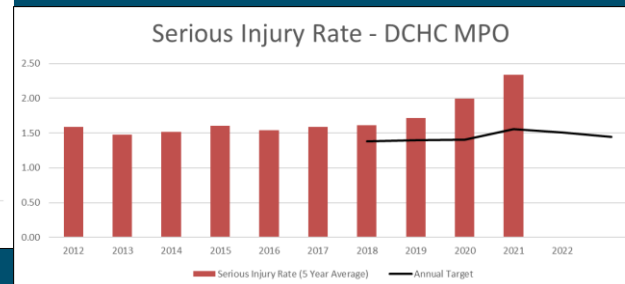
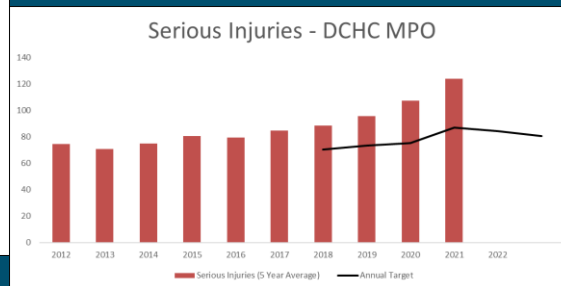
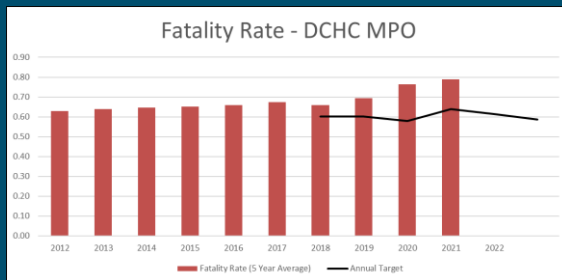
Current targets

Proposed targets

# Safety Targets -- Trend



- Same trend in all safety measures:
- Numbers and rates increase
  - Targets decrease



- Support NCDOT 2023 Safety targets by resolution:
  - › Resolution: MPO agrees to plan and program projects so that they contribute toward the accomplishments of the NCDOT performance targets
- Continue pursuing funding to develop DCHC MPO safety plan.