

GO FORWARD

A COMMUNITY INVESTMENT IN TRANSIT

ORANGE COUNTY FY24 TRANSIT WORK PROGRAM



SUMMARY

The FY24 Work Program balances the careful use of taxpayer dollars with planned transit investments. While previous Work Programs focused on completing projects included in the 2017 Orange Transit Plan, the FY24 Work Program looks to initiate new services identified in the Orange County Transit Plan. Even with the new services, FY24 continues operating improvements for Orange County transit users:

- Additional service on Chapel Hill Transit routes A, CM, CW, D, F, HS, J, and NS
- Additional service on GoTriangle routes 400, 405, 800, CRX and ODX
- Continuation of the Hillsborough Circulator
- Expansion of GoTriangle Paratransit service

In addition to the above services, most of which have been provided for many years, there are some relatively new operating services that will continue in FY24:

- The Hillsborough Amtrak Train Station and co-located bus stop
- An annual installment for replacement bus purchases

The primary capital improvement in the FY24 Work Program remains the Chapel Hill Transit North-South Bus Rapid Transit (N-S BRT) project. Funding is available in FY24 and beyond to continue the planning, design, and construction for this project. In addition to the N-S BRT, the following capital projects are funded:

- The Hillsborough Amtrak Train Station and co-located bus stop
- An annual installment for replacement bus purchases
- Vehicle acquisition and replacement
- Regional Fleet and Facilities Study Implementation - Nelson Road

FY 2024 expenditures balance with revenues, primarily due to significant sales tax revenue growth. The North-South BRT project implements an important transit plan capital investment.

PROJECTED REVENUE	
½ Cent Sales Tax	\$9,500,000
Vehicle Rental Tax	\$42,572
\$3 Registration Fee	\$358,222
\$7 Registration Fee	\$831,178
TOTAL	\$10,731,972

RECOMMENDED CAPITAL EXPENDITURES	
Transit Infrastructure	\$836,000
Vehicle Acquisition	\$212,160
BRT	\$4,000,000
TOTAL	\$5,048,160

RECOMMENDED OPERATING EXPENDITURES	
Transit Plan Administration	\$629,245
Transit Operations	\$5,203,218
Tax District Administration	\$321,253
TOTAL	\$6,153,716

ORANGE CAPITAL FUND BALANCE PROJECTED END 2024	
Fund Balance projected at end of FY 2023	~\$4,000,000
Proposed FY 24 Fund Balance Transfer	-\$469,904
TOTAL	~\$3,530,096

This proposed work plan designates funding to five (5) agencies in FY24: Orange County/OPT, Chapel Hill/CHT, Hillsborough, GoTriangle, and the DCHC MPO. Programmed expenditures by agency:

RECOMMENDED EXPENDITURES BY AGENCY	
Orange County/OPT	\$1,262,203
Chapel Hill/CHT	\$6,847,385
GoTriangle	\$2,766,482
Town of Hillsborough	\$286,000
Durham-Chapel Hill-Carrboro MPO	\$39,806
TOTAL	\$11,201,876

BACKGROUND

The governing boards of GoTriangle, DCHC MPO, and the Orange County Board of Commissioners adopted the first Bus and Rail Investment Plan in 2012, prior to the referendum on the transit sales tax. Following adoption of the transit sales tax referendum and passage of the Orange County transit sales tax referendum in 2012, an Interlocal Agreement (ILA) was adopted by the three parties in 2013. The ILA guides the overall implementation of the four transit tax funds and the expanded transit network they are used to fund. The ILA also created the Staff Working Group (SWG), comprised of staff from the three ILA parties.



Per the ILA, the SWG is charged with producing a recommended Orange Annual Transit Work Program (Work Program), comprised of annual operating and capital budgets, including future assumptions of spending on those operating and capital projects. This Draft FY24 Work Program operates under the current Orange Transit Plan and anticipates a 2023 adopted Orange Transit Plan by the GoTriangle Board of Trustees, the DCHC MPO Board, and the Orange County Board of Commissioners. The Draft FY24 Work Program incorporates high-priority projects identified through the planning process for the new Orange County Transit Plan. Those projects that require an amendment to the 2017 Plan, per the existing ILA, will undergo that process prior to adoption of the FY24 Work Program.

There is a process underway to examine the ILA and make recommendations for amendments. It is likely that a new ILA will be adopted and in place for the FY24 Work Program.

FY 2024 ORANGE TRANSIT WORK PROGRAM

FY 2024 REVENUES

A total of \$10.7 million in expected local revenues is budgeted in the FY24 Work Program from the four funding sources available to the transit tax district, as provided in NC law. The largest source of funds is the half-cent local option sales tax. Administered by GoTriangle, the local sales tax went into effect in 2013. The total amount of expected revenue in FY24 from the half-cent sales tax for Orange County is \$9.5 million. In addition to the half-cent sales tax, the FY24 Work Program has three other revenue sources: A portion of the 5% vehicle rental tax that is apportioned to Orange County; \$42,572 is projected for FY24. A \$3 county vehicle registration fee; \$358,222 is projected for FY24. A \$7 county vehicle registration fee to fund public transportation systems; \$831,178 is projected for FY24.

FY 2024 EXPENDITURES

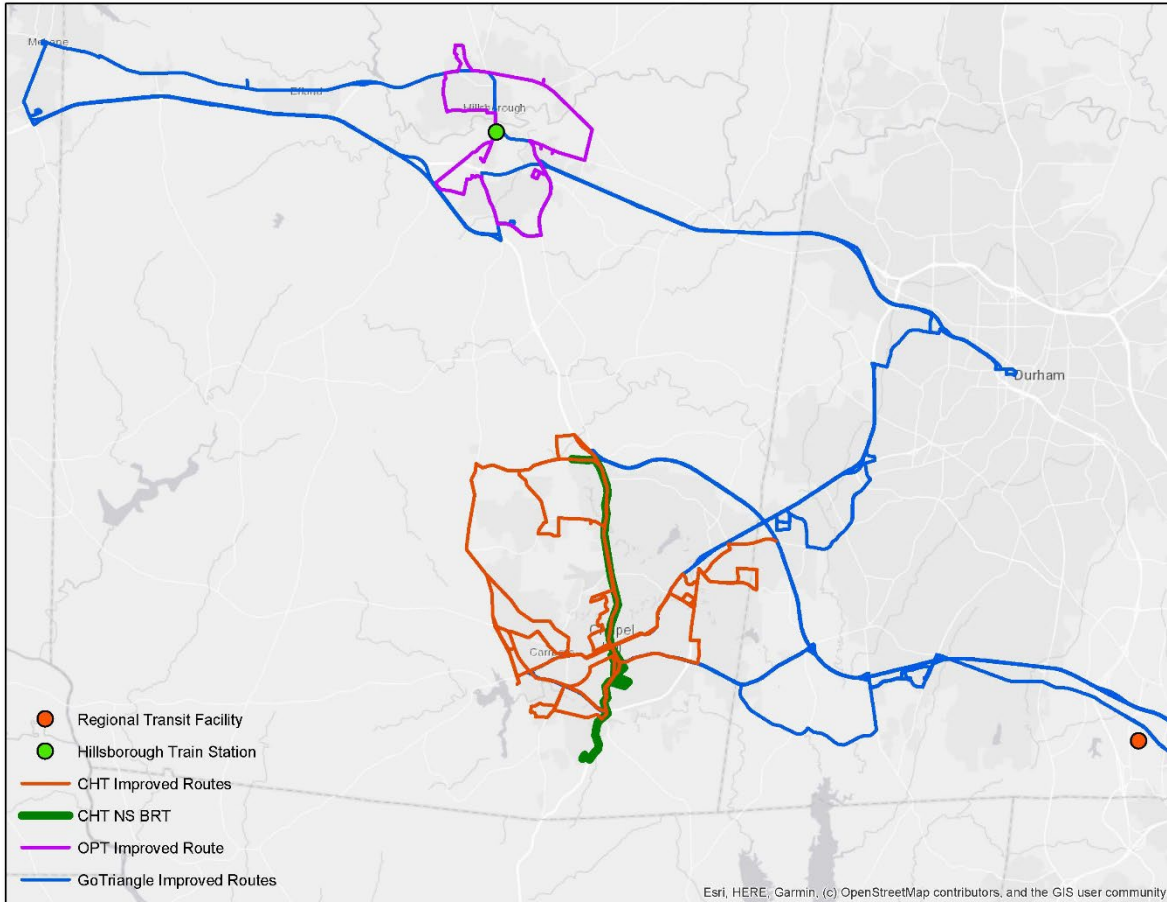
The expenditures described below are divided between operations (including administration), and capital.

Projected Operations Expenditures: \$6,153,716 million

New Operations Projects: \$264,945

The FY23 Work Program continues all service enhancements from the 2017 Orange Transit Plan and have been funded in previous work programs, with no cuts to existing operations. These operations projects include additional service (above 2013 levels) on the following Chapel Hill Transit (highlighted in blue), Orange Public Transit (highlighted in Orange), and GoTriangle (highlighted in green) routes:

• CHT A	• CHT CM
• CHT CW	• CHT D
• CHT F	• CHT HS
• CHT J	• CHT JS
• Hillsborough Circulator	• Mobility On-Demand
• Route 400	• Route 405
• Route 800	• ODX
• CRX	



In addition to these route-specific improvements, beginning with funding in FY21, Chapel Hill Transit expanded services throughout its system on Saturdays and Sundays, including expansion of the on-demand EZ Rider service. More information on each of the operations improvements are available in the project sheets later in this document.

Nationwide, there has been a shortage of bus operators which has required service reductions in both Orange and Durham counties. Chapel Hill Transit will focus on returning to normal operations once a full staffing of bus operators can be achieved prior to any route expansion.

Included as part of the operations budget, administrative services for the transit plan and the transit tax district are provided by GoTriangle, Orange County, and the Durham-Chapel Hill-Carrboro Metropolitan Planning Organization (DCHC MPO). The total programmed budget for administrative services in FY24 is \$950,498. Ongoing administrative services increased by 2.5 percent from FY23, which is the standard cost of living increase for all projects year over year. Administrative costs are broken out into two distinct functions: transit plan administration and transit tax district administration.

Administration of the transit plan is conducted by two entities: GoTriangle and Orange County. GoTriangle provides transit planning, public outreach, and legal and administrative support services. Furthermore, the necessary oversight and administration of GoTriangle's capital and operating projects are handled through transit plan administration. Orange County hosts the Staff Working Group (SWG) administrator, who is responsible for coordination of the SWG, which includes staff representatives for the parties to the ILA and makes recommendations on budget issues, oversees implementation of the transit plan and annual work program, and prepares the draft annual work program for adoption. The SWG administrator also drafts the

work program and other supporting documents for the SWG. The total budgeted for transit plan administration in FY24 is \$629,245.

GoTriangle staff manage the financial aspects of the Orange Transit Tax District. In addition to managing the budgets and reimbursements as called for in the annual work programs, Orange Transit Tax District staff handle all fiduciary responsibilities for the Orange Transit Plan as a whole, including financial modelling for the development of the new Orange Transit Plan. The total budgeted for transit tax district administration is \$321,253. This amount includes a request from GoTriangle for an additional 0.25 FTE (1/4 of the cost of an additional staff member) to improve the services and responsiveness of tax district administration.

Projected Capital Expenditures: \$5,048,160

The capital projects budgeted in FY24 are in three categories: bus rapid transit (BRT), transit infrastructure, and vehicle acquisition. More detail on each project can be found in the project sheets at the end of this document.

Funding continues for development of Chapel Hill Transit's North-South Bus Rapid Transit (N-S BRT) project, which will provide service from the Eubanks park-and-ride lot to Southern Village, also serving downtown Chapel Hill and the UNC campus and hospital. In FY24, \$4,000,000 is designated for N-S BRT.

The remaining capital funds for FY23, \$212,160, is an annual contribution to future purchases of replacement vehicles for service supported by the transit tax. The useful life of a bus ranges from 10-15 years, and bus purchases for operations that are funded by the Orange Transit Tax Fund are an eligible expense. GoTriangle is introducing a new methodology for vehicle acquisition planning in FY23. Rather than setting aside a large amount of funds in the year in which the vehicles are to be ordered, making it difficult to make any other capital improvements in that year, instead GoTriangle is beginning a "level buying" program, in which a set amount of money is set aside each year for future purchases.

The proposed FY24 work program will shift \$469,904 from a fund balance account projected to contain about \$4.2M dollars at the end of FY 2023.

On April 21, 2023, GoTriangle's leadership, acting through approval by the GoTriangle Board of Trustees, delivered correspondence to the Durham-Chapel Hill-Carrboro Metropolitan Planning Organization (DCHC MPO) and Orange County leadership describing their intent to no longer contribute 50% of the Regional Transit Authority Vehicle Rental Tax, as defined in NCGS §105-550 through NCGS § 105-556, to the Orange, Durham, and Wake County Transit Program(s) for the FY 2024 budget, effective July 21, 2023. This action would reduce the allocation of Vehicle Rental Tax revenue shown in the Recommended FY 2024 Orange Transit Work Program's Tax District Revenues by 94.25% or \$697,366.

The transfer of funds from the Orange Capital Reserve Fund Balance by \$697,366 to mitigate the revenue removed from the Work Program for FY 24. It is anticipated that this action will provide a balanced budget for the FY24 Orange Transit Work Program and allow all programmed projects in the Recommended FY24 Durham Transit Work Program to move forward.

The Orange Transit Governance ILA parties (GoTriangle, DCHC MPO, and Orange County) will continue to evaluate what effect, if any, this change will have to currently programmed implementation elements in the Orange Transit Work Program. The Governance ILA parties will also continue to evaluate the potential impacts of any longer-term removal of the vehicle rental tax allocation from the adopted Orange Transit financial model. It is anticipated that this work will inform the upcoming update to the Orange Transit Vision Plan and Financial Model that will begin in FY24, including the impacts to planned projects and programs in future years.

FY24 Triangle Transit Tax District: Orange County

<i>Recommended Projects</i>	FY24 Triangle Tax District:
Revenues	
Tax District Revenues	
Article 43 Half-Cent Sales and Use Tax	\$ 9,500,000
Article 50 Five-Percent Vehicle Rental Tax	\$ 42,572
Article 51 Three-Dollar Increase to Regional Vehicle Registration Fee	\$ 358,222
Article 52 Seven-Dollar County Vehicle Registration Fee	\$ 831,178
Allocation From Fund balance	\$ 469,904
Total Revenues	\$ 11,201,876
Expenditures	
Tax District Administration	
Staff Costs	\$ 192,000
Support Services	\$ 129,253
Transit Plan Administration	
DCHC MPO	\$ 39,806
GoTriangle	\$ 528,339
Orange County / OPT	\$ 61,100
Transit Operations	
Chapel Hill / CHT	\$ 2,847,385
GoTriangle	\$ 1,154,730
Orange County / OPT	\$ 1,201,103
Total FY24 Operating Allocation	\$ 6,153,716
BRT	
Chapel Hill / CHT	\$ 4,000,000
Transit Infrastructure	
GoTriangle	\$ 550,000
Town of Hillsborough	\$ 286,000
Vehicle Acquisition	
GoTriangle	\$ 212,160
Total FY24 Capital Allocation	\$ 5,048,160
Total Programmed Expenditures*	\$ 11,201,876
Revenues over Expenditures	\$ -

* NOTE: Prior year carryover is included on the Transit Plan Summary Sheet

FY24 Orange County Transit Plan: Capital

	Orange County Transit Tax District Capital	Chapel Hill / CHT	GoTriangle	Town of Hillsborough	Total Orange County Transit Plan: Capital
Revenues					
Tax District Revenues					
Article 43 1/2 Cent Local Option Sales Tax	\$ 4,578,256				\$ 4,578,256
Allocation From Capital Fund Balance	\$ 469,904				\$ 469,904
Allocations from Tax District Revenues to Agencies					
Bus Rapid Transit (BRT)		\$ 4,000,000	\$ -	\$ -	
Transit Infrastructure		\$ -	\$ 550,000	\$ 286,000	
Vehicle Acquisitions		\$ -	\$ 212,160	\$ -	
Total Revenues	\$ 5,048,160	\$ 4,000,000	\$ 762,160	\$ 286,000	\$ 5,048,160
Expenditures					
Bus Rapid Transit (BRT)					
North South BRT Supplemental	\$ -	\$ 4,000,000	\$ -	\$ -	\$ 4,000,000
Transit Infrastructure					
Orange County Bus Stop Improvements	\$ -	\$ -	\$ 50,000	\$ -	\$ 50,000
Regional Fleet and Facilities Study Implementation - Nelson Road	\$ -	\$ -	\$ 500,000	\$ -	\$ 500,000
Hillsborough Train Station	\$ -	\$ -	\$ -	\$ 286,000	\$ 286,000
Vehicle Acquisitions					
Vehicle acquisition and replacement	\$ -	\$ -	\$ 212,160	\$ -	\$ 212,160
Allocations from Tax District Revenues to Agencies					
Bus Rapid Transit (BRT)	\$ 4,000,000				
Transit Infrastructure	\$ 836,000				
Vehicle Acquisitions	\$ 212,160				
Total Expenditures	\$ 5,048,160	\$ 4,000,000	\$ 762,160	\$ 286,000	\$ 5,048,160
Revenues over Expenditures	\$ -	\$ -	\$ -	\$ -	\$ -

Orange Workplan - Operating

<u>Agency</u>	<u>FY 2023 Adopted*</u>	<u>FY 2023 Estimated Carryover</u>	<u>FY 2024 Submission</u>
Chapel Hill / CHT	\$2,622,453	-	\$2,847,385
DCHC MPO	\$59,600	-	\$39,806
GoTriangle	\$1,870,690	-	\$2,004,322
Orange County / OPT	\$956,441	-	\$1,262,203
Total Operating (Agency)	\$5,509,184	\$0	\$6,153,716
<u>Agency</u>	<u>FY 2023 Adopted*</u>	<u>FY 2023 Estimated Carryover</u>	<u>FY 2024 Submission</u>
Tax District Administration	\$276,850	-	\$321,253
Transit Plan Administration	\$548,573	-	\$629,245
Transit Operations	\$4,683,761	-	\$5,203,218
Total Operating (Appropriation Category)	\$5,509,184	\$0	\$6,153,716
Total Operating	\$5,509,184	-	\$6,153,716
Total Capital	\$6,956,977	\$4,726,172	\$5,048,160
TOTAL Orange Workplan	\$12,466,161	\$4,726,172	\$11,201,876

<u>Agency</u>	<u>Workplan Project ID</u>	<u>Project Description</u>	<u>Category</u>	<u>FY 2023 Adopted*</u>	<u>FY 2023 Estimated Carryover</u>	<u>FY 2024 Submission</u>
Chapel Hill / CHT	24CHTTS1	HS Route - Weekend service	Transit Operations	-	-	164,039
Chapel Hill / CHT	19CHTTS2	Increased Cost of Existing Services (ICES)	Transit Operations	745,553	-	745,553
Chapel Hill / CHT	22CHTTS1	Chapel Hill Transit Service Expansion FY13-21	Transit Operations	1,699,900	-	1,742,418
Chapel Hill / CHT	23CHTTS1	CW Route - Improve mid-day service	Transit Operations	177,000	-	195,375
DCHC MPO	19MPO_AD1	Staff Working Group Administrator	Transit Plan Administration	59,600	-	-
DCHC MPO	24MPOAD1	Orange County Staff Working Group Participation	Transit Plan Administration	-	-	39,806
GoTriangle	21GOTAD1	Tax District Administration - Financial Oversight Staff	Tax District Administration	150,750	-	192,000
GoTriangle	21GOTAD11	Tax District Administration - Financial Oversight - Support Services (O)	Tax District Administration	75,500	-	77,388
GoTriangle	21GOTAD12	Tax District Administration - Audit Services	Tax District Administration	8,000	-	8,200
GoTriangle	21GOTAD13	Tax District Administration - Financial Services	Tax District Administration	42,600	-	43,665
GoTriangle	20GOTAD2	Transit Plan Administration - Program Management Staff	Transit Plan Administration	25,000	-	25,625
GoTriangle	21GOTAD3	Transit Plan Administration - Project Implementation Staff	Transit Plan Administration	169,300	-	173,533
GoTriangle	20GOTAD13	TPA - Transit Planning - Support Services	Transit Plan Administration	31,600	-	32,390
GoTriangle	21GOTAD4	TPA - Legal and Real Estate - Support Staff	Transit Plan Administration	91,273	-	120,697
GoTriangle	21GOTAD5	TPA - Marketing , Communication and PE - Support Staff	Transit Plan Administration	52,200	-	53,505
GoTriangle	21GOTAD12	TPA - Marketing, Communication and PE - Support Services	Transit Plan Administration	31,600	-	32,390
GoTriangle	21GOTAD6	TPA - Regional Technology and Administration - Support Staff	Transit Plan Administration	76,400	-	78,310
GoTriangle	19GOTOO2	Customer Surveys	Transit Plan Administration	11,600	-	11,890
GoTriangle	20GOT_TS2	Route 800 Improvements	Transit Operations	419,768	-	430,262
GoTriangle	20GOT_TS3	Route 400 Improvements	Transit Operations	359,817	-	368,812
GoTriangle	20GOT_TS5	Route ODX	Transit Operations	196,615	-	201,530
GoTriangle	20GOT_TS6	Route CRX Improvements	Transit Operations	67,687	-	69,379
GoTriangle	20GOT_TS9	Route 405 Improvements	Transit Operations	22,670	-	23,237
GoTriangle	19GOT_TS8	Paratransit expansion	Transit Operations	23,310	-	23,893
GoTriangle	21GOT_OO1	Youth Gopass	Transit Operations	5,000	-	18,143
GoTriangle	21GOT_OO2	Fare Collection Improvements (O)	Transit Operations	10,000	-	19,475
Orange County / OPT	24OPTTS1	Transit Plan Administration (SWG Administrator)	Transit Plan Administration	-	-	61,100
Orange County / OPT	19OPTTS1	Continuation of Transit Services	Transit Operations	398,963	-	415,686
Orange County / OPT	19OPTTS2	Increase Cost of Existing Services (ICES)	Transit Operations	40,697	-	40,697
Orange County / OPT	20OPTTS4	Hillsborough Circulator 2.0 (Combined)	Transit Operations	40,915	-	361,920
Orange County / OPT	20OPTTS5	Hillsborough Circulator II	Transit Operations	302,186	-	-
Orange County / OPT	20OPTTS6	OPT Mobility on Demand	Transit Operations	173,680	-	382,800
Total Operating By Project				5,509,184	-	6,153,716

* FY23 Adopted Amount includes FY22 Actual Carryover & YTD Amendments

Orange Workplan - Capital

<u>Agency</u>	<u>FY 2023 Adopted*</u>	<u>FY2023 Estimated Carryover</u>	<u>FY 2024 Submission</u>
Chapel Hill / CHT	\$2,399,204	\$586,704	\$4,000,000
GoTriangle	\$1,800,357	\$1,680,974	\$762,160
Orange County / OPT	\$1,011,965	\$998,870	\$0
Town of Carrboro	\$1,345,452	\$1,267,106	\$0
Town of Hillsborough	\$400,000	\$192,516	\$286,000
Total Capital (Agency)	\$6,956,977	\$4,726,172	\$5,048,160

<u>Agency</u>	<u>FY 2023 Adopted*</u>	<u>FY2023 Estimated Carryover</u>	<u>FY 2024 Submission</u>
BRT	\$1,812,500	\$0	\$4,000,000
Capital Planning	\$609,514	\$523,279	\$0
LRT	\$144,920	\$144,920	\$0
Transit Infrastructure	\$3,828,031	\$3,503,967	\$836,000
Vehicle Acquisition	\$562,013	\$554,006	\$212,160
Total Capital (Appropriation Category)	\$6,956,977	\$4,726,172	\$5,048,160

Total Operating	\$5,509,184	\$0	\$6,153,716
Total Capital	\$6,956,977	4,726,172	\$5,048,160
TOTAL Orange Workplan	\$12,466,161	\$4,726,172	\$11,201,876

<u>Agency</u>	<u>Workplan Project ID</u>	<u>Project Description</u>	<u>Category</u>	<u>FY 2023 Adopted*</u>	<u>FY2023 Estimated Carryover</u>	<u>FY 2024 Submission</u>
Chapel Hill / CHT	19CHTCD1	North-South BRT	BRT	1,812,500	-	-
Chapel Hill / CHT	20 CHTCD1	North South BRT Supplemental	BRT	-	-	4,000,000
Chapel Hill / CHT	19CHTCD2	CHT ADA Bus Stop Upgrades	Transit Infrastructure	448,815	448,815	-
Chapel Hill / CHT	20CHTCD1	Lighting in Bus Shelters	Transit Infrastructure	53,148	53,148	-
Chapel Hill / CHT	20CHTCD2	Bus Stop Sign and Design Replacement	Transit Infrastructure	84,741	84,741	-
GoTriangle	19GOTCO1	ERP System - Transit Plan	Capital Planning	133,138	85,289	-
GoTriangle	21GOT_CO1	Origin Destination Survey	Capital Planning	250,000	250,000	-
GoTriangle	21GOT_CO2	GoTriangle Short Range Transit Plan	Capital Planning	14,734	4,912	-
GoTriangle	21GOT_CO3	Transit Facilities Study	Capital Planning	33,030	17,561	-
GoTriangle	20GOTCD2	Light Rail Transit	LRT	144,920	144,920	-
GoTriangle	18GOTCD8	Hillsborough Park and Ride	Transit Infrastructure	56,878	45,697	-
GoTriangle	18GOTCD11	Mebane Bus Stop Improvement	Transit Infrastructure	233	233	-
GoTriangle	18GOTCD12	Bus Stop Improvements (Orange County)	Transit Infrastructure	246,140	221,315	50,000
GoTriangle	20GOTCD3	Mobile Ticket Validators - Orange share (includes Route 420)	Transit Infrastructure	19,271	18,559	-
GoTriangle	22GOTCD2	Priority Transit Access Improvements	Transit Infrastructure	100,000	100,000	-
GoTriangle	23GOTCD4	New Regional Transit Facility (Orange County share)	Transit Infrastructure	240,000	238,483	-
GoTriangle	23GOTCD2	Regional Fleet and Facilities Study Implementation - Nelson Road	Transit Infrastructure	-	-	500,000
GoTriangle	21GOT_VP1	Vehicle acquisition and replacement	Vehicle Acquisition	562,013	554,006	212,160
Orange County / OPT	20OPT_AD2	Planning for new Transit Plan	Capital Planning	135,539	122,444	-
Orange County / OPT	19OPTAD1	OPT AVL	Capital Planning	43,073	43,073	-
Orange County / OPT	20OPTCD1	OPT Bus Stop Signs	Transit Infrastructure	1,594	1,594	-
Orange County / OPT	20OPTCD2	Hillsborough Park and Ride	Transit Infrastructure	800,000	800,000	-
Orange County / OPT	19OPTCD1	OPT Bus Stop Improvements (five stops)	Transit Infrastructure	31,759	31,759	-
Town of Carrboro	18TOCCD1	Estes Drive Bike-Ped Improvements	Transit Infrastructure	252,373	252,373	-
Town of Carrboro	18TOCCD2	Estes Drive Transit Access Corridor Study	Transit Infrastructure	106,296	106,296	-
Town of Carrboro	18TOCCD4	Morgan Creek Greenway	Transit Infrastructure	357,862	294,517	-
Town of Carrboro	18TOCCD5	South Greensboro Street Sidewalk	Transit Infrastructure	478,921	463,921	-
Town of Carrboro	20TOCCD01	Carrboro HAWK Signal	Transit Infrastructure	150,000	150,000	-
Town of Hillsborough	18TOHCD1	Hillsborough Train Station	Transit Infrastructure	400,000	192,516	286,000
Total Capital By Project				6,956,977	4,726,172	5,048,160

* FY23 Adopted Amount includes FY22 Actual Carryover & YTD Amendments

FY24 WORK PLAN SUMMARY PROJECT SHEETS

ADOPTED
April 14, 2023

Operating Cost Requests

Project Category	Project ID	Project Description	FY24	FY25
Tax District Administration	21GOT_AD1	Tax District Administration - Financial Oversight Staff	\$192,000	\$196,800
Tax District Administration	21GOT_AD11	Tax District Administration - Financial Oversight - Support Services (O)	\$77,388	\$79,322
Tax District Administration	21GOT_AD12	Tax District Administration - Audit Services	\$8,200	\$8,405
Tax District Administration	21GOT_AD13	Tax District Administration - Financial Services	\$43,665	\$44,757
Transit Plan Administration	19GOT_OO2	Customer Surveys	\$11,890	\$12,187
Transit Plan Administration	20GOT_AD2	Transit Plan Administration - Program Management Staff	\$25,625	\$26,266
Transit Plan Administration	20GOT_AD13	TPA - Transit Planning - Support Services	\$32,390	\$33,200
Transit Plan Administration	21GOT_AD3	Transit Plan Administration - Project Implementation Staff	\$173,533	\$177,871
Transit Plan Administration	21GOT_AD4	TPA - Legal and Real Estate - Support Staff	\$120,697	\$123,714
Transit Plan Administration	21GOT_AD5	TPA - Marketing , Communication and PE - Support Staff	\$53,505	\$54,843
Transit Plan Administration	21GOT_AD6	TPA - Regional Technology and Administration - Support Staff	\$78,310	\$80,268
Transit Plan Administration	21GOT_AD12	TPA - Marketing, Communication and PE - Support Services	\$32,390	\$33,200
Transit Plan Administration	24MPO_AD1	Orange County Staff Working Group Participation	\$39,806	\$40,801
Transit Plan Administration	24OPT_TS01	Orange County Staff Work Group Administration	\$61,100	\$62,628
Bus Operations	19CHT_TS2	Increased Cost of Existing Services (ICES)	\$745,553	\$764,192
Bus Operations	19GOT_TS8	Paratransit expansion	\$23,893	\$24,528
Bus Operations	19OPT_TS1	Continuation of Transit Services	\$415,686	\$535,050
Bus Operations	19OPT_TS2	Increase Cost of Existing Services (ICES)	\$40,697	\$70,501
Bus Operations	20GOT_TS2	Route 800 Improvements	\$430,262	\$441,699
Bus Operations	20GOT_TS3	Route 400 Improvements	\$368,812	\$378,616
Bus Operations	20GOT_TS5	Route ODX	\$201,530	\$206,887
Bus Operations	20GOT_TS6	Route CRX Improvements	\$69,379	\$71,223
Bus Operations	20GOT_TS9	Route 405 Improvements	\$23,237	\$23,855
Bus Operations	20OPT_TS4	Hillsborough Circulator 2.0	\$361,920	\$370,968
Bus Operations	20OPT_TS6	OPT Mobility on Demand	\$382,800	\$445,875
Bus Operations	21GOT_OO1	Youth Gopass	\$18,143	\$18,596
Bus Operations	21GOT_OO2	Fare Collection Improvements (O)	\$19,475	\$19,962
Bus Operations	22CHT_TS1	Service Expansion	\$1,742,418	\$1,784,916
Bus Operations	23CHT_TS1	CW Route - Improve mid-day service	\$195,375	\$200,300
Bus Operations	24CHT_TS1	HS Route - Weekend service	\$164,039	\$168,100
Total Operating Costs			\$6,153,718	\$6,499,530

Revised Request New Request

Capital Cost Requests

Project Category	Project ID	Project Description	FY24	FY25
Transit Infrastructure	18GOT_CD12	Orange County Bus Stop Improvements	\$50,000	\$0
Transit Infrastructure	18TOH_CD1	Hillsborough Train Station	\$286,000	\$0
Bus Rapid Transit	20CHT_CD1	North South BRT Supplemental	\$4,000,000	\$4,000,000
Vehicle Acquisition	22GOT_VP1	Vehicle acquisition and replacement	\$212,160	\$220,646
Transit Infrastructure	23GOT_CD2	Regional Fleet and Facilities Study Implementation - Nelson Road	\$500,000	\$525,000
Total Capital Costs			\$5,048,160	\$4,745,646

Revised Request New Request

TAX DISTRICT ADMINISTRATION PROJECT SHEETS

ADOPTED
April 14, 2023

Project ID	21GOT_AD1	Project Category	Tax District Administration	Project Subcategory	Staffing
-------------------	-----------	-------------------------	-----------------------------	----------------------------	----------

Project Description

The project request is a continuation of on-going operating and consolidation of 19GOT_AD1 and 20GOT_AD1 submissions approved in previous work plans with a revised project name of Tax District Administration Finance Team.

Financial oversight staff to the Orange Transit Plan for a total of 1.0 FTE. In FY24 the roles will continue improve financial policies, provide financial analysis for the new Transit plan development including the commuter rail project, and process quarterly reimbursements and reporting. The 1.0 FTEs will also be responsible for producing annual operating and capital budgets and ordinances (and amendments thereto), updating the Orange Transit financial plan/model, annual financial reports, coordinating integration of proposed plans into the budget, monitoring spending to ensure the Orange transit budget stays balanced. The team will also navigate and lead the process of debt issuance, transit fund revenue investing and the year end financial audit for the Orange Transit Plan.

Project at a Glance

Project Title	Tax District Administration - Financial Oversight Staff
Agency	GoTriangle
FY24 Costs	\$192,000
FY25 Programmed Costs	\$196,800
Start Date	July 2018

Project ID	21GOT_AD11	Project Category	Tax District Administration	Project Subcategory	Administrative Expenses
-------------------	------------	-------------------------	-----------------------------	----------------------------	-------------------------

Project Description

The project request splits 21GOT_AD11 into more specific detail. This project incorporates the equivalent of 0.6FTE's from the finance and administration support staff functions. These functions include transit plan accounting, audit/ACFR process and supervision, fund investments, revenue and recollection, project sponsor payments and receivables and other additional miscellaneous financial support services to the Orange Transit Plan.

Project at a Glance

Project Title	Tax District Administration - Financial Staff - Support Services
Agency	GoTriangle
FY24 Costs	\$77,388
FY25 Programmed Costs	\$79,322
Start Date	July 1, 2018

Project ID	21GOT_AD12	Project Category	Tax District Administration	Project Subcategory	Administrative Expenses
-------------------	------------	-------------------------	-----------------------------	----------------------------	-------------------------

Project Description

The project request splits 21GOT_AD11 into more specific detail. This project incorporates the equivalent of 0.6FTE's from the finance and administration support staff functions. These functions include transit plan accounting, audit/ACFR process and supervision, fund investments, revenue and recollection, project sponsor payments and receivables and other additional miscellaneous financial support services to the Orange Transit Plan.

Project at a Glance

Project Title	Tax District Administration - Audit Services
Agency	GoTriangle
FY24 Costs	\$8,200
FY25 Programmed Costs	\$8,405
Start Date	July 1, 2018

Project ID	21GOT_AD13	Project Category	Tax District Administration	Project Subcategory	Administrative Expenses
-------------------	------------	-------------------------	-----------------------------	----------------------------	-------------------------

Project Description

The project request splits 21GOT_AD11 into more specific detail. This project incorporates the funds allocated for financial consulting and bank service charges.

Project at a Glance

Project Title	Tax District Administration - Financial Services
Agency	GoTriangle
FY24 Costs	\$43,665
FY25 Programmed Costs	\$44,757
Start Date	July 1, 2018

TRANSIT PLAN ADMINISTRATION PROJECT SHEETS

ADOPTED
April 14, 2023

Project ID	19GOT_002	Project Category	Transit Plan Administration	Project Subcategory	Administrative Expenses
-------------------	-----------	-------------------------	-----------------------------	----------------------------	-------------------------

Project Description

GoTriangle will use these funds to continue the development and implementation of annual transit customer surveys that help to continually evaluate user experiences as additional services are implemented. Routes surveyed include the 400, 405, 800, 805, CRX, and the ODX, all of which provide service to Orange County.

Project at a Glance

Project Title	Customer Surveys
Agency	GoTriangle
FY24 Costs	\$11,890
FY25 Programmed Costs	\$12,187
Start Date	July 2018



Project ID	20GOT_AD2	Project Category	Transit Plan Administration	Project Subcategory	Staffing
-------------------	-----------	-------------------------	-----------------------------	----------------------------	----------

Project Description

The project request is a continuation of on-going operating: Specifically consolidation Program Management functions from 20GOT_AD2 support services submissions approved in the FY20 Workplan. GoTriangle will continue to allocate 0.1 FTE of GoTriangle program management staff to the Orange Transit Plan. In FY24, this staffing will provide oversight and program management support for GoTriangle's bus facilities and bus stop amenities planning and development programs and oversight and program management support for GoTriangle's efforts in support of the Orange Transit Plan update. Specific tasks includes oversight of project planning; oversight of project scope, schedule, and budget development and monitoring; oversight of quarterly reporting; and supervision of GoTriangle's planning and project delivery teams.

Project at a Glance

Project Title	Transit Plan Administration - Program Management Staff
Agency	GoTriangle
FY24 Costs	\$25,625
FY25 Programmed Costs	\$26,266
Start Date	July 2020

Project ID	20GOT_AD13	Project Category	Transit Plan Administration	Project Subcategory	Contracted Services
-------------------	------------	-------------------------	-----------------------------	----------------------------	---------------------

Project Description

The project request is a continuation of on-going operating: Consolidation regional transit planning functions from 20GOT_AD3 (support consultants) submissions approved in FY20 Workplan
 GoTriangle is requesting reimbursement for on-going support costs (including indirect costs) that benefit the Orange County Tax District. The Support Consultant costs are split 50% Durham and 50% Orange which include regional contracts - DCHC Annual Contract and removal of the NCSU Transit Regional Model contracts.

Project at a Glance

Project Title	Transit Plan Administration - Transit Planning - Support Services
Agency	GoTriangle
FY24 Costs	\$32,390
FY25 Programmed Costs	\$33,200
Start Date	July 2018

Project ID	21GOT_AD3	Project Category	Transit Plan Administration	Project Subcategory	Staffing
-------------------	-----------	-------------------------	-----------------------------	----------------------------	----------

Project Description

The project request is a continuation of on-going operating: Specifically consolidation Project Implementation functions from 20GOT_AD2 support services submissions approved in the FY20 Workplan. FY21 request is updated to reflect anticipated project implementation responsibilities in the county.

GoTriangle will continue to allocate 0.8 FTE for project implementation activities for the Orange Transit Plan. In FY24, this team will manage and execute planning, design, and construction management activities for GoTriangle’s bus facilities and bus stop amenities programs and participate in capital planning, coordination, and support activities for the Orange Transit Plan update. Specific tasks include but are not limited to project scope, schedule, and budget development and monitoring; quarterly reporting; and management of consultants and contractors. Planning tasks: planning/prioritization for bus stop and park-and-ride improvements; management and technical consultant oversight; environmental planning and coordination with regulatory agencies for federally funded projects; and coordination to support CHT’s N-S BRT project. Design/Engineering/Architecture tasks: field investigations, feasibility analysis, consultant oversight, and technical support for bus stop and park-and-ride improvements; design management, project coordination, and technical support for major facilities projects; and feasibility analysis and implementation oversight for BOSS. Construction Management tasks: project management, contractor oversight, and construction inspection. Project Coordination tasks: managing coordination with GoTriangle’s partners; facilitating productive partnering; promoting schedule and budget adherence and fostering timely conflict resolution. Project Controls Support tasks: eBuilder administration; document management; contract administration; project controls support including budget and schedule monitoring, risk management support, and reporting.

Project at a Glance

Project Title	Transit Plan Administration - Project Implementation Staff
Agency	GoTriangle
FY24 Costs	\$173,533
FY25 Programmed Costs	\$177,871
Start Date	July 2020

Project ID	21GOT_AD4	Project Category	Transit Plan Administration	Project Subcategory	Staffing
-------------------	-----------	-------------------------	-----------------------------	----------------------------	----------

Project Description

Note: FY2024 - GoTriangle increased the FTE to 0.5 (from 0.4), and the funding increased by ~\$19K due to the addition of 10% of a legal position and 6% of a facilities staff.

The project request is a continuation of on-going operations: Specifically, consolidation of legal and real estate functions from 20GOT_AD2 support services submissions approved in the FY20 Workplan.

Funds will be allocated for GoTriangle to continue to allocate 0.5 FTE of Legal and Real Estate - support staff and miscellaneous administrative and related expenses to the Orange Transit Plan.

- Legal and Real Estate services related to Hillsborough Park-and-Ride
- Interlocal Agreements related to Transit Plan administration
- General counsel needs related to Public Records, Open Meetings, Ethics, Contracts, and Procurement
- Other property issues requiring real estate acquisition and management
- Property appraisals, Property Maintenance, Repairs, Paratransit lease
- Legal Consulting expenses to include but not limited to debt issuance, capital, and operating project support

Project at a Glance

Project Title	TPA - Legal and Real Estate - Support Staff
Agency	GoTriangle
FY24 Costs	\$120,697
FY25 Programmed Costs	\$123,714
Start Date	July 2018

Project ID	21GOT_AD5	Project Category	Transit Plan Administration	Project Subcategory	Staffing
-------------------	-----------	-------------------------	-----------------------------	----------------------------	----------

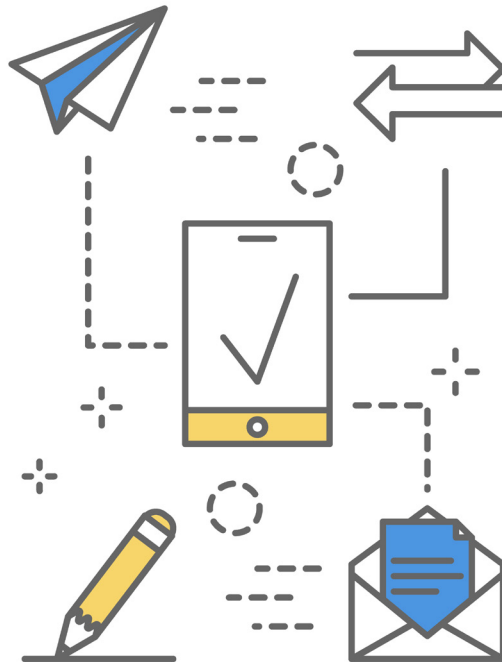
Project Description

The project request is a continuation of on-going operating: Specifically consolidation Marketing, Communication and Public Engagement functions from 20GOT_AD2 support services submissions approved in the FY20 Workplan

GoTriangle is requesting funding for .5 FTEs that will be dedicated to public engagement. The Public Engagement Specialist will work under the Community Engagement Manager, in the Communications & Public Affairs department at GoTriangle, directly collaborating with project teams to plan and execute public involvement activities related to the development and implementation of the Orange County Transit Plan. They will support the establishment and maintenance of relationships with community stakeholders that include public officials, strategic partners, community groups, property owners and businesses.

Project at a Glance

Project Title	TPA - Marketing, Communication and PE - Support Staff
Agency	GoTriangle
FY24 Costs	\$53,505
FY25 Programmed Costs	\$54,843
Start Date	July 2018



Project ID	21GOT_AD6	Project Category	Transit Plan Administration	Project Subcategory	Staffing
-------------------	-----------	-------------------------	-----------------------------	----------------------------	----------

Project Description

The project request is a continuation of on-going operating: Specifically consolidation technology and contract administration functions from 20GOT_AD2 support services submissions approved in the FY20 Workplan GoTriangle will continue to allocate 0.4 FTE of Regional Technology and Administration - support staff to the Orange Transit Plan. Staffing includes budgeted time for the Regional Technology Manager, Contract and Grants Coordinator and Contract Administrator. In FY24 the Technology and Administration functions will continue :

- Proposed continuation of the outcomes of the Regional Technology study that assess existing technology within all participating transit agencies, in order to design a coordinated technology integration plan. One such outcome is the mobile-ticketing transition that will be in the process of implementation.
- Contract and Grant management services - including procurement, contract administration, grant allocations, etc
- Assist with the strategic capital improvement of regional park and ride program, proposed RTC relocation, and other infrastructure projects

Project at a Glance

Project Title	TPA - Regional Technology Administration - Support Staff
Agency	GoTriangle
FY24 Costs	\$78,310
FY25 Programmed Costs	\$80,268
Start Date	July 2018

Project ID	21GOT_AD12	Project Category	Transit Plan Administration	Project Subcategory	Administrative Expenses
-------------------	------------	-------------------------	-----------------------------	----------------------------	-------------------------

Project Description

The project request is a continuation of on-going operating: Specifically consolidation Marketing, Communication and Public Engagement functions from 20GOT_AD2 support services submissions approved in the FY20 Workplan

GoTriangle is requesting funding for support services that will be dedicated to engaging equitably with the community. This project will support ongoing community engagement efforts, marketing and communications activities related to the Orange Transit Plan. Funding will also support our capacity to utilize creative consultant services, or expand the scope of service through current consultants, to support materials for community outreach, public meetings, marketing campaigns, information kits, web elements, translation and interpretation, etc.

Project at a Glance

Project Title	TPA - Marketing, Communication and PE - Support Services
Agency	GoTriangle
FY24 Costs	\$32,390
FY25 Programmed Costs	\$33,200
Start Date	July 2018

Project ID	24MPO_AD1	Project Category	Transit Plan Administration	Project Subcategory	Administrative Expenses
-------------------	-----------	-------------------------	-----------------------------	----------------------------	-------------------------

Project Description

The Staff Working Group Participation request provides resources for MPO participation on the body, including meeting preparation, attendance, and follow-up. MPO staff will also complete necessary research, support, and reporting for full engagement with SWG activities.

Project at a Glance

Project Title	Orange County Staff Working Group Participation
Agency	DCHC MPO
FY24 Costs	\$39,806
FY25 Programmed Costs	\$40,801
Start Date	July 2023

Project ID	24OPT_TS01	Project Category	Transit Plan Administration	Project Subcategory	Staffing
-------------------	------------	-------------------------	-----------------------------	----------------------------	----------

Project Description

The Staff Working Group Administration supports the Staff Working Group comprised of Orange County, GoTriangle, Local Parties, and the DCHC MPO. Meeting duties include preparation, coordination, and record keeping. Additional duties include completing mutually agreed upon Staff Working Group requests like website maintenance and information archives.

Project at a Glance

Project Title	Orange County Staff Working Group Administration
Agency	Orange County
FY24 Costs	\$61,100
FY25 Programmed Costs	\$62,628
Start Date	July 2023

LOCAL BUS OPERATIONS PROJECT SHEETS

ADOPTED
April 14, 2023

Project ID	19CHT_TS2	Project Category	Bus Operations	Project Subcategory	Other Bus Service
-------------------	-----------	-------------------------	----------------	----------------------------	-------------------

Project Description

The original Orange County Bus and Rail Investment Plan based operating costs on \$103 per hour. Since then operating costs have risen to \$113. In order to continue to fund these services, per the Interlocal Agreement, Chapel Hill Transit utilizes funds from the Orange County Transit Plan to offset some of these costs.

Project at a Glance

Project Title	Increased Cost of Existing Services (ICES)
Agency	Chapel Hill Transit
FY24 Costs	\$745,553
FY25 Programmed Costs	\$764,192
Start Date	August 2018

Project ID	19OPT_TS1	Project Category	Bus Operations	Project Subcategory	Bus Service
-------------------	-----------	-------------------------	----------------	----------------------------	-------------

Project Description

All rural transit services including ADA Paratransit and Demand Response in accordance with the 2015 Paratransit Plan and subsequent update in 2022. This project focuses on the three (3) rural zone zones as approved in previous project sheet "Continuation of Transit Services" (19OPTS1).

Project at a Glance

Project Title	Continuation of Transit Services
Agency	Orange Public Transit/ Orange County
FY24 Costs	\$415,686
FY25 Programmed Costs	\$535,050
Start Date	July 1, 2023
Service Span	8:00 AM-5:00 PM, Weekdays
Frequency	N/A
Major Destinations	N/A
Transit Centers	N/A

Project ID	19OPT_TS2	Project Category	Bus Operations	Project Subcategory	Other Bus Service
-------------------	-----------	-------------------------	----------------	----------------------------	-------------------

Project Description

ICES offsets the increased cost of existing services.

Project at a Glance

Project Title	Increased Cost of Existing Services (ICES)
Agency	Orange Public Transit/Orange County
FY24 Costs	\$40,697
FY25 Programmed Costs	\$70,501
Start Date	July 2018

Project ID	20OPT_TS4	Project Category	Bus Operations	Project Subcategory	Bus Service
-------------------	-----------	-------------------------	----------------	----------------------------	-------------

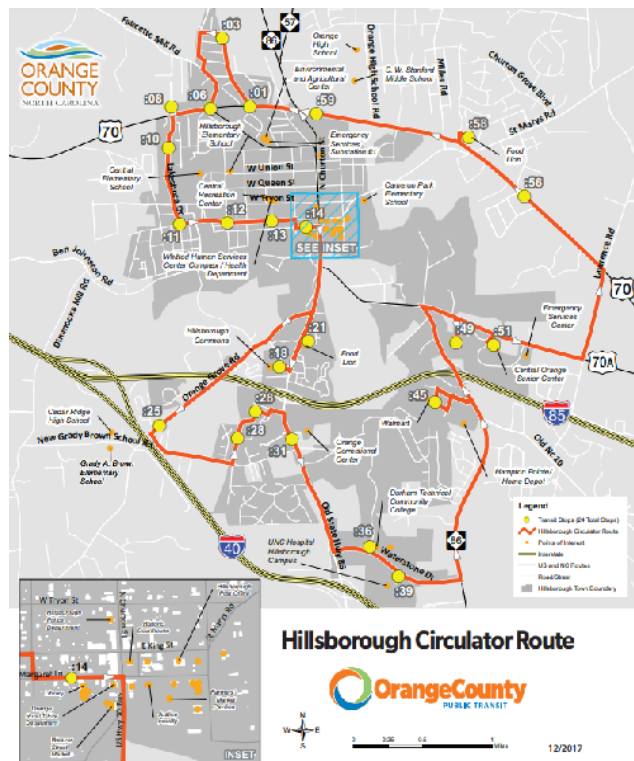
Project Description

Consolidation of 3 previously approved projects - continuation of existing services (Hillsborough circulator), Hillsborough Expansion and Hillsborough Circulator II - including and not limited to:

- * Extended service hours 6:30 am to 6:00 pm or later
- * Reduce headway from 1 hour to 45 minutes and eventually from 45 minutes to 30 minutes
- * Additional reverse route ran concurrently

Project at a Glance

Project Title	Hillsborough Circulator 2.0
Agency	Orange Public Transit/ Orange County
FY24 Costs	\$361,920
FY25 Programmed Costs	\$370,968
Start Date	July 1, 2023
Service Span	6:30 AM-6:00 PM, Weekdays
Frequency	45 Minutes
Major Destinations	Town and County government facilities, UNC and Duke clinics and urgent care, Durham Tech, downtown Hillsborough, historic preservation areas, etc.
Transit Centers	N/A



ADOPTED
April 14, 2023

Project ID	20OPT_TS6	Project Category	Bus Operations	Project Subcategory	Bus Service
-------------------	-----------	-------------------------	----------------	----------------------------	-------------

Project Description

Mobility on Demand is a micro-transit service with same day reservation, using ADA accessible vehicles to service rural and urban areas. Project focuses specifically on underserved and Environmental Justice Community of Concern areas for access to urban areas 6-days a week (Monday thru Saturday) from 9 am - 5 pm. Complete implementation of Phase I and II as approved in the 2022 Transit Plan Update (former 20OPTTS6).

Project at a Glance

Project Title	Mobility on Demand
Agency	Orange Public Transit/ Orange County
FY24 Costs	\$382,800
FY25 Programmed Costs	\$445,875
Start Date	July 1, 2023
Service Span	9:00 AM-5:00 PM, Friday 9:00 AM-5:00 PM, Saturday
Frequency	On Demand
Major Destinations	N/A
Transit Centers	N/A

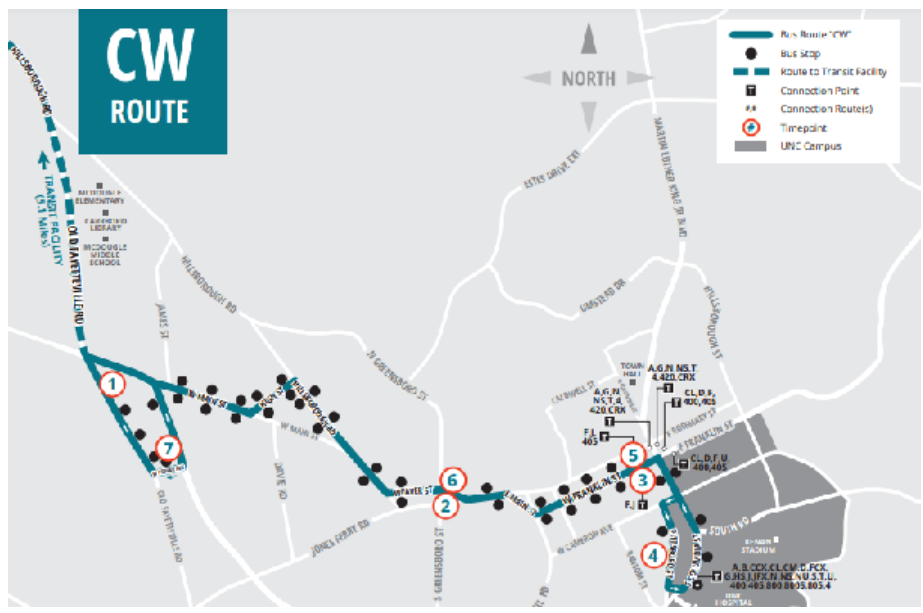
Project ID	23CHT_TS1	Project Category	Bus Operations	Project Subcategory	Bus Service
-------------------	-----------	-------------------------	----------------	----------------------------	-------------

Project Description

Based on customer request and need for service, the mid-day service would be improved for the CW route.

Project at a Glance

Project Title	CW Route - Improve Mid-Day Service
Agency	Chapel Hill Transit
FY24 Costs	\$195,375
FY25 Programmed Costs	\$200,300
Start Date	August 2022
Service Span	7:00 AM-9:00 PM, Weekdays 8:30 AM-6:30 PM, Saturday 8:30 AM-6:30 PM, Sunday
Frequency	20 to 60 Minutes
Major Destinations	Chapel Hill, Carrboro, and the University of North Carolina
Transit Centers	N/A



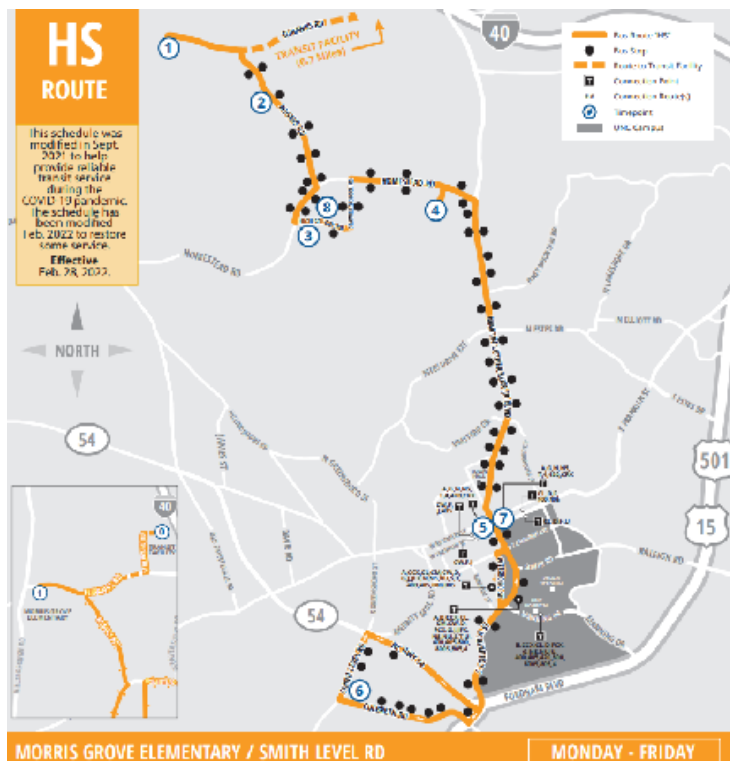
Project ID	24CHT_TS1	Project Category	Bus Operations	Project Subcategory	Bus Service
-------------------	-----------	-------------------------	----------------	----------------------------	-------------

Project Description

Improvements to the HS route add weekend transit services and provides connections to higher-density neighborhoods and multifamily housing. The HS route covers a large area of Chapel Hill and this project improves transit access to key destinations along Martin Luther King Jr. Boulevard. The service improvement benefits lower-income communities and fulfills a stated public need for weekend service in transit reliant neighborhoods.

Project at a Glance

Project Title	HS Route - Weekend Service
Agency	Chapel Hill/ Chapel Hill Transit
FY24 Costs	\$164,039
FY25 Programmed Costs	\$168,100
Start Date	August 1, 2023
Service Span	8:00 AM-6:30 PM, Saturday
Frequency	70 Minutes
Major Destinations	Morris Grove Elementary School, Rogers Road neighborhood, Homestead Road, Chapel Hill High, MLK, Jr. corridor, Franklin Street/downtown Chapel Hill, UNC campus and hospitals, Smith Level Road
Transit Centers	None



ADOPTED
April 14, 2023

REGIONAL BUS OPERATIONS PROJECT SHEETS

ADOPTED
April 14, 2023

Project ID	19GOT_TS8	Project Category	Bus Operations	Project Subcategory	Bus Service
-------------------	-----------	-------------------------	----------------	----------------------------	-------------

Project Description

Due to span increases on Saturdays, Sundays and holidays for routes 400, 700, and 800, there are additional ADA paratransit costs incurred. These costs are split 64% to Durham County and 36% to Orange County.

Project at a Glance

Project Title	Paratransit Expansion
Agency	GoTriangle
FY24 Costs	\$23,893
FY25 Programmed Costs	\$24,528
Start Date	Ongoing
Service Span	9:00 PM-11:00 PM, Saturdays 7:00 AM-9:00 PM, Sundays and Holidays
Frequency	60 Minutes
Major Destinations	Durham and Orange Counties
Transit Centers	Durham Station

Project ID	20GOT_TS2	Project Category	Bus Operations	Project Subcategory	Bus Service
-------------------	-----------	-------------------------	----------------	----------------------------	-------------

Project Description

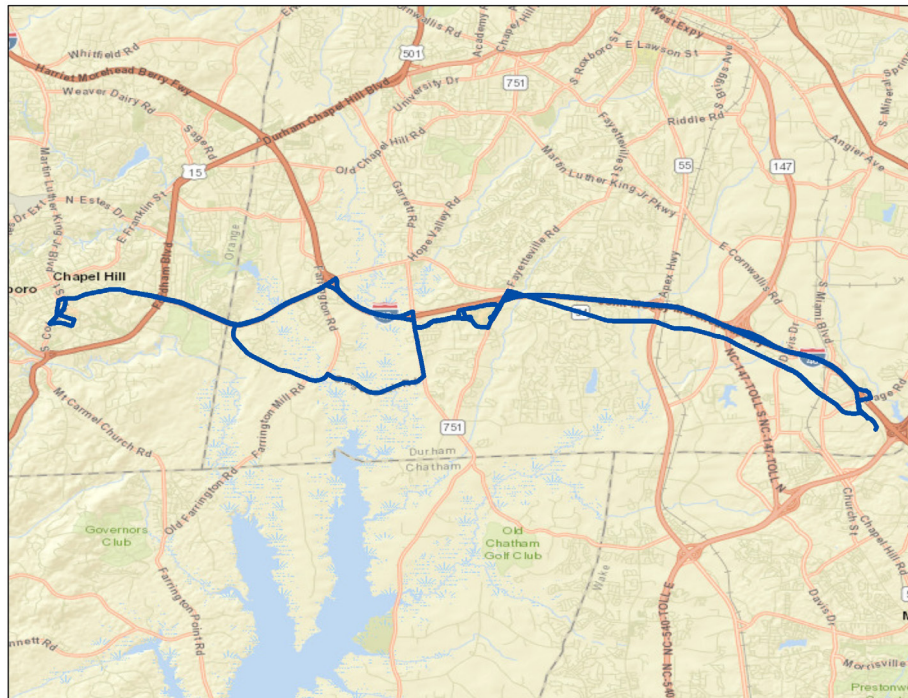
This project consolidates all off-peak span and frequency improvements to GoTriangle Route 800 (Chapel Hill - Southpoint - RTC) since the Tax District began providing funding for it. On Route 800:

- Weekday midday frequency was increased from 60 to 30 minutes.
- Saturday daytime frequency was increased from 60 to 30 minutes.
- Saturday evening service was extended from 7:15 PM to 11:20 PM.
- Sunday service was added from 6:45 AM to 7:20 PM.
- It also includes former 19GOT_TS1 extending service to 9:20 PM (the 800 component) and 18GOT_TS4 adding additional trips (800S).

Costs are allocated 50% to Durham County and 50% to Orange.

Project at a Glance

Project Title	Route 800 Improvements
Agency	GoTriangle
FY24 Costs	\$430,262
FY25 Programmed Costs	\$441,699
Start Date	Ongoing
Service Span	6:00 AM-11:10 PM, Weekdays 6:50 AM-11:20 PM, Saturdays 6:50 AM-9:10 PM, Sundays
Frequency	30 or 60 Minutes
Major Destinations	UNC Chapel Hill, The Streets at Southpoint, RTP
Transit Centers	Regional Transit Center



Project ID	20GOT_TS3	Project Category	Bus Operations	Project Subcategory	Bus Service
-------------------	-----------	-------------------------	----------------	----------------------------	-------------

Project Description

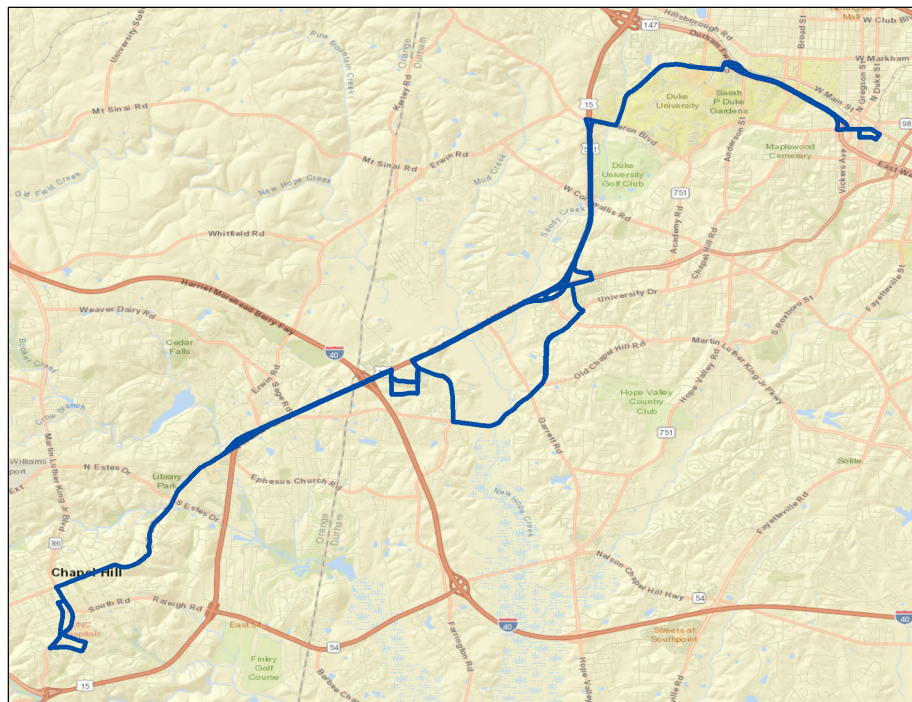
This project consolidates all off-peak span and frequency improvements to GoTriangle Route 400 (Durham - Chapel Hill) since the Tax District began providing funding for it. On Route 400:

- Weekday midday frequency was increased from 60 to 30 minutes.
- Saturday daytime frequency was increased from 60 to 30 minutes.
- Saturday evening service was extended from 6:55 PM to 10:55 PM.
- Sunday service was added from 7:00 AM to 6:55 PM.
- It also includes former 19GOT_TS1 extending service to 8:55 PM (the 400 component).

Costs are allocated 50% to Durham County and 50% to Orange.

Project at a Glance

Project Title	Route 400 Improvements
Agency	GoTriangle
FY24 Costs	\$368,812
FY25 Programmed Costs	\$378,616
Start Date	Ongoing
Service Span	6:15 AM-10:55 PM, Weekdays 7:00 AM-10:55 PM, Saturday 7:00 AM-8:55 PM, Sunday
Frequency	30 or 60 Minutes
Major Destinations	UNC Chapel Hill, Patterson Place, Duke and VA Medical Centers
Transit Centers	Durham Station



Project ID	20GOT_TS5	Project Category	Bus Operations	Project Subcategory	Bus Service
-------------------	-----------	-------------------------	----------------	----------------------------	-------------

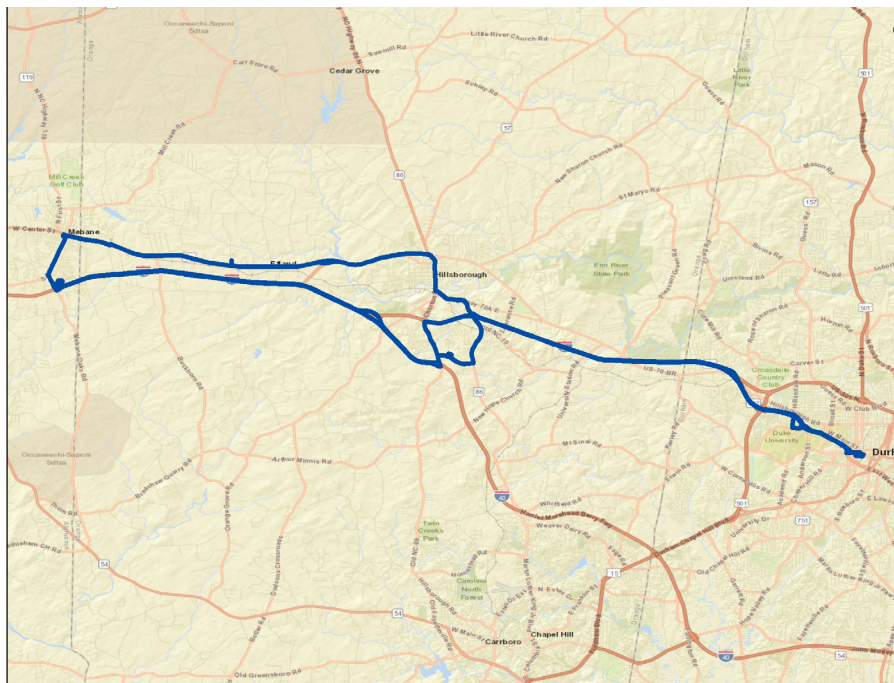
Project Description

A new Orange-Durham Express (ODX) route was implemented, linking Mebane, Efland, and Hillsborough in Orange County to the Duke & VA Medical Centers and downtown Durham during weekday peak hours. The project encompasses I-85, I-40, US-70, and NC-147 between the Orange County line and downtown Durham and will serve people traveling between Orange County and Durham at peak times. Key benefits include the ability to Park-and-Ride to major employers in Durham, plus reverse commute access for Durham residents to Orange County employers.

Costs are allocated 50% to Durham County and 50% to Orange.

Project at a Glance

Project Title	Route ODX
Agency	GoTriangle
FY24 Costs	\$201,530
FY25 Programmed Costs	\$260,887
Start Date	Ongoing
Service Span	5:45 AM-8:55 AM and 4:00 PM-7:10 PM, Weekdays
Frequency	15 Minutes
Major Destinations	Mebane Cone Health P&R, Durham Tech OCC, Downtown Hillsborough, Duke & VA Medical Centers, and Downtown Durham
Transit Centers	Durham Station



Project ID	20GOT_TS6	Project Category	Bus Operations	Project Subcategory	Bus Service
-------------------	-----------	-------------------------	----------------	----------------------------	-------------

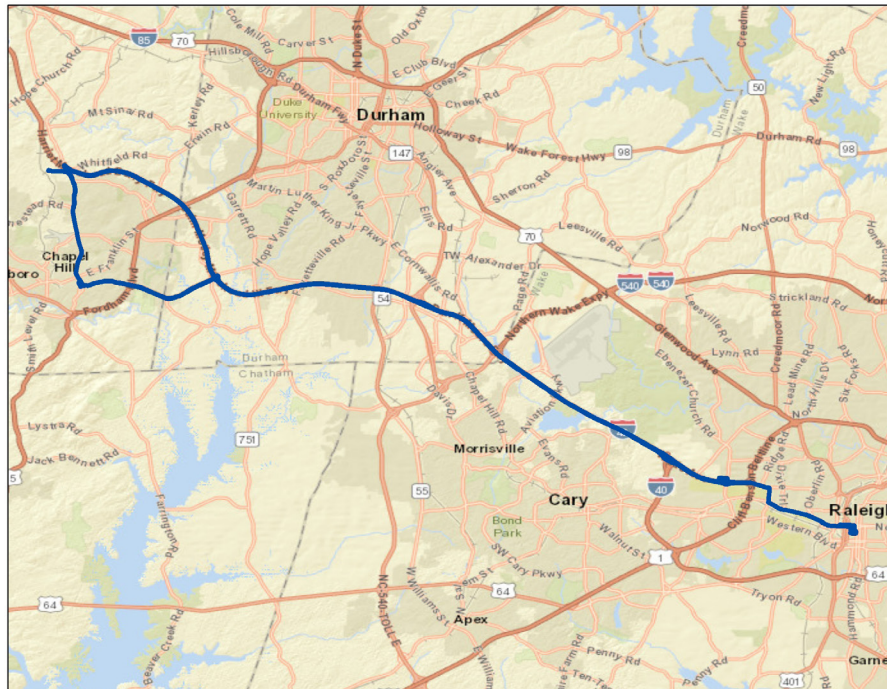
Project Description

Due to high demand for express service between Chapel Hill and Raleigh, additional trips were added to Route CRX (Chapel Hill - Raleigh Express). The project encompasses NC-54 and I-40 between UNC Chapel Hill and downtown Raleigh and will serve people traveling between Chapel Hill and Raleigh at peak times. The benefits are more options for trip times, leading to less crowding.

This project was originally charged 100% to Orange County, but proportionate additional investment from Wake County started in Wake's FY19 work plan.

Project at a Glance

Project Title	Route CRX Improvements
Agency	GoTriangle
FY24 Costs	\$69,379
FY25 Programmed Costs	\$71,223
Start Date	Ongoing
Service Span	5:45 AM-9:55 AM and 3:00 PM - 7:40 PM, Weekdays
Frequency	20-45 Minutes
Major Destinations	UNC Chapel Hill, NC State University, Downtown Raleigh
Transit Centers	GoRaleigh Station



Project ID	20GOT_TS9	Project Category	Bus Operations	Project Subcategory	Bus Service
-------------------	-----------	-------------------------	----------------	----------------------------	-------------

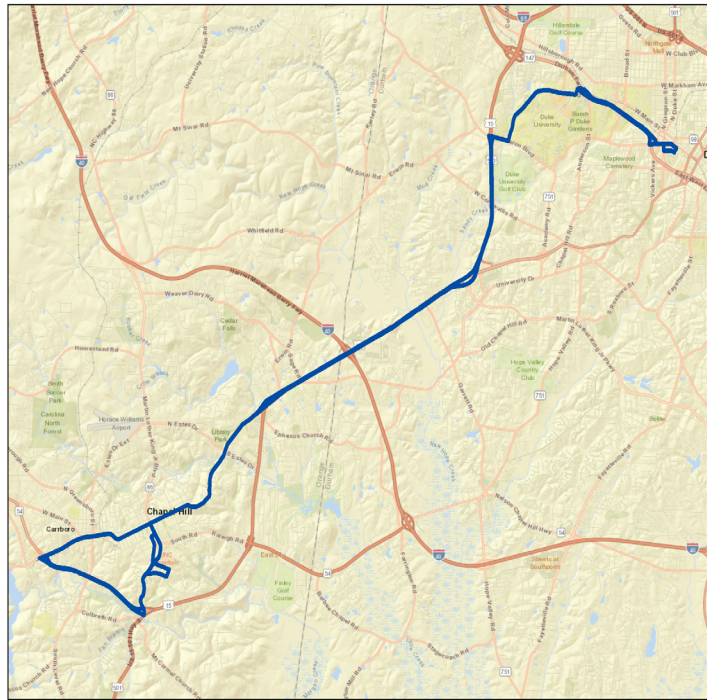
Project Description

Due to high demand for express service between Durham and Chapel Hill, additional trips were added to Route 405. The project encompasses the US 15-501 corridor between Durham Station/Duke University and Chapel Hill/Carrboro and will serve people traveling between Durham and Chapel Hill at peak times. Key benefits include more options for trip times, which leads to less crowding.

This project is charged 50% to Durham County and 50% to Orange County.

Project at a Glance

Project Title	Route 405 Improvements
Agency	GoTriangle
FY24 Costs	\$23,237
FY25 Programmed Costs	\$23,855
Start Date	Ongoing
Service Span	5:45 AM-9:50 AM and 3:10 PM-7:20 PM, Weekdays
Frequency	30 Minutes
Major Destinations	Downtown Durham, Durke University, Chapel Hill, Carrboro
Transit Centers	Durham Station



Project ID	21GOT_001	Project Category	Bus Operations	Project Subcategory	Other Bus Service
-------------------	-----------	-------------------------	----------------	----------------------------	-------------------

Project Description

For youth ages 13-18, transit agencies across Orange, Wake and Durham County will continue to offer a 'Youth GoPass' program. These fare passes are issued by GoTriangle, GoDurham, GoRaleigh, or GoCary with valid K-12 School ID Cards, or with transit agency issued identification cards. GoTriangle, GoDurham GoRaleigh, GoCary, and , in partnership with the respective County's, will continue to work with schools along triangle County's bus network to issue the passes. Passes will also continue to be available to those with a valid ID at GoDurham Station, GoRaleigh Station, the Town of Cary Finance Department, the GoTriangle Regional Transportation Center, public libraries, and regional centers. This project covers the cost of offsetting fares that would have been collected by GoTriangle in the county share of routes, in addition to purchasing the supplies needed for this program. The estimated cost is allocation of GoTriangle- Orange share of Youth GoPass boardings in Orange County.

Project at a Glance

Project Title	Youth GoPass
Agency	GoTriangle
FY24 Costs	\$18,143
FY25 Programmed Costs	\$18,596
Start Date	July 2020



**Youth
GoPass**
YouthGoPass.com

GO FORWARD
A COMMUNITY INVESTMENT IN TRANSIT

919.485.RIDE (7433)






Project ID	21GOT_002	Project Category	Bus Operations	Project Subcategory	Other Bus Services
-------------------	-----------	-------------------------	----------------	----------------------------	--------------------

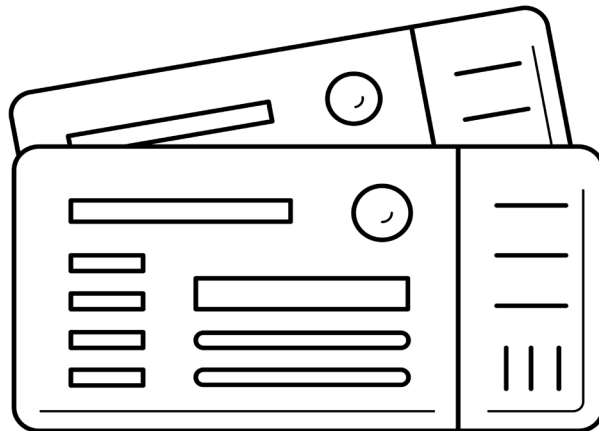
Project Description

This project will cover the annual costs associated with updated mobile ticketing technology for GoTriangle buses. Share of cost based on FY19 boardings reported in Orange County.

This project request also allocates a portion of hold harmless against any reduction of fare revenue as a result of implementing this uniform fare strategy. The regional fare-working groups priorities include (1) Improving Pass Distribution and Sales; (2) Balance Revenue and Ridership Goals; (3) Improve the Passenger Experience; (4) Improve Regional Coordination; (5) Make Transit an Affordable Option; and (6) Explore New Fare Technologies. These earmarked funds will be estimated and will be dependent on the final methodology developed by a Fare Working Group.

Project at a Glance

Project Title	Fare Collection Improvements
Agency	GoTriangle
FY24 Costs	\$19,475
FY25 Programmed Costs	\$19,962
Start Date	July 2020



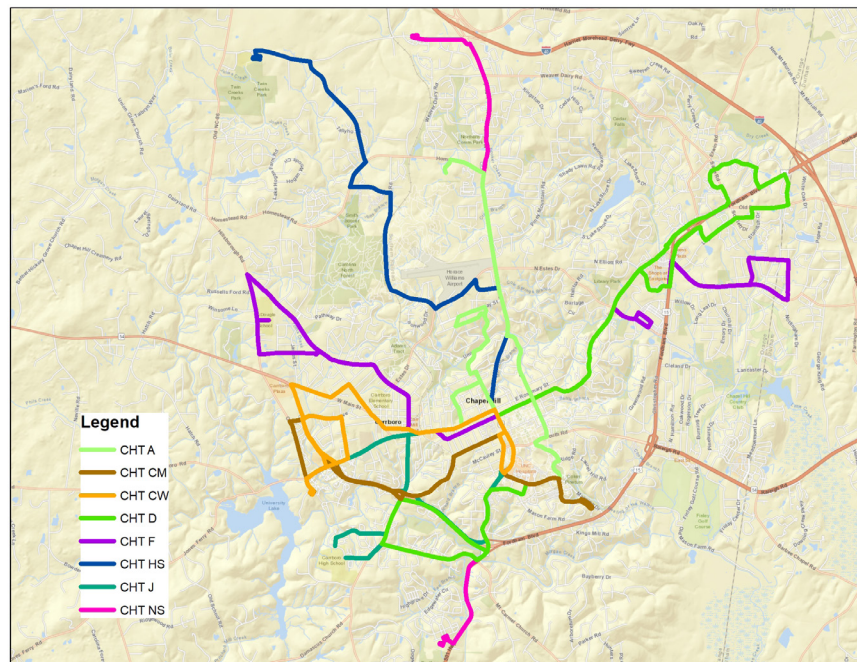
Project ID	22CHT_TS1	Project Category	Bus Operations	Project Subcategory	Bus Service
-------------------	-----------	-------------------------	----------------	----------------------------	-------------

Project Description

This project culminates service improvements to Chapel Hill Transit operations using Orange Transit Tax funds from its inception in 2013. These funds provide additional hours of operation at times that were most demanded by the public: evenings and weekends. This project funds evening and weekend service on the following routes: A, CM, CW, D, F, HS, J, and NS. This project allowed Chapel Hill Transit to operate Sunday service for the first time. In addition, this project funds expansion of the on-demand EZ Rider service.

Project at a Glance

Project Title	Service Expansion
Agency	Chapel Hill Transit
FY24 Costs	\$1,742,418
FY25 Programmed Costs	\$1,784,916
Start Date	Ongoing
Service Span	N/A
Frequency	N/A
Major Destinations	Chapel Hill, Carborro, UNC campus and hospitals
Transit Centers	N/A



ADOPTED
April 14, 2023

CAPITAL PROJECT SHEETS

ADOPTED
April 14, 2023

Project ID	18GOT_CD12	Project Category	Transit Infrastructure	Project Subcategory	Other Bus Service
-------------------	------------	-------------------------	------------------------	----------------------------	-------------------

Project Description

This project will construct accessibility and amenity improvements at high ridership GoTriangle stops within Orange County that are currently unimproved and do not meet Americans with Disability Act (ADA) requirements. This project is in progress: stop improvements have been identified and design is complete at four stops. Design is underway at additional locations.

Rising costs and complex site conditions such as floodplain, utilities, drainage, and slopes at multiple sites have increased the estimated construction costs. GoTriangle requests \$50,000 in additional Orange County Transit Plan dollars to be matched by an application for \$200,000 in federal funds from DCHC MPO's Regional Flexible Funding program.

This project additionally covered design costs associated with the five completed Orange County Public Transit Stops, constructed by Orange County (Transit Plan project ID 19OPTCD01).

Project at a Glance

Project Title	Orange County Bus Stop Improvements
Agency	GoTriangle
FY24 Costs	\$50,000
FY25 Programmed Costs	N/A
Start Date	July 2023

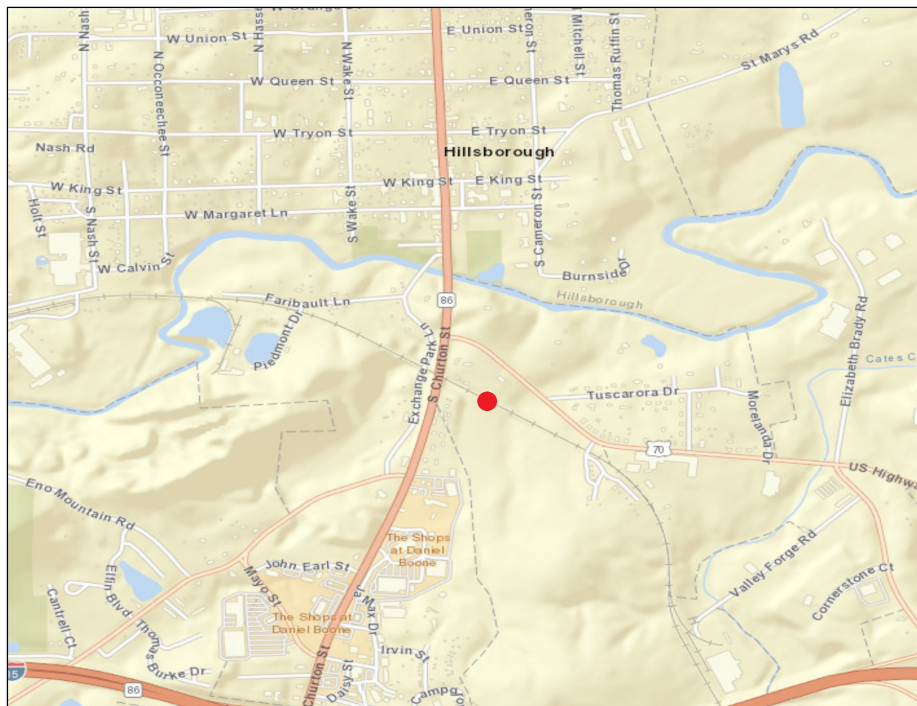
Project ID	18TOH_CD1	Project Category	Transit Infrastructure	Project Subcategory	Other Bus Service
-------------------	-----------	-------------------------	------------------------	----------------------------	-------------------

Project Description

Construct a station along the NCCR corridor in Hillsborough to serve Amtrak and potentially commuter rail service. Provides the local funding for TIP project P-5701.

Project at a Glance

Project Title	Hillsborough Train Station
Agency	Town of Hillsborough
FY24 Costs	\$286,000
FY25 Programmed Costs	N/A
Start Date	July 2022



Project ID	20CHT_CD1	Project Category	Bus Rapid Transit	Project Subcategory	Other Bus Service
-------------------	-----------	-------------------------	-------------------	----------------------------	-------------------

Project Description

The North-South Bus Rapid Transit (BRT) Project will provide frequent, fixed-guideway bus service along NC 86, known locally as Martin Luther King, Jr. Boulevard and South Columbia Street, and the US Highway 15- 501 corridor in Chapel Hill. The project will benefit Chapel Hill and the University of North Carolina students, visitors, and employees.

Project at a Glance

Project Title	North South BRT Supplemental
Agency	Chapel Hill/ CHT
FY24 Costs	\$4,000,000
FY25 Programmed Costs	\$4,000,000
Start Date	July 1, 2023

Project ID	22GOT_VP1	Project Category	Vehicle Acquisition	Project Subcategory	Other Bus Service
-------------------	-----------	-------------------------	---------------------	----------------------------	-------------------

Project Description

Orange Transit share of the GoTriangle level buying bus strategy. GoTriangle will serve as project sponsor as these new buses will replace existing buses that have reached its useful life. There has been an increase of maintenance cost by maintaining high mileage vehicles and a reduction in reliability. Vehicle purchase requests correspond to the fleet replacement plan.

Project at a Glance

Project Title	Vehicle Acquisition and Replacement
Agency	GoTriangle
FY24 Costs	\$212,160
FY25 Programmed Costs	\$220,646
Start Date	July 2022

Project ID	23GOT_CD2	Project Category	Transit Infrastructure	Project Subcategory	Other Bus Service
-------------------	-----------	-------------------------	------------------------	----------------------------	-------------------

Project Description

NOTE: Project sheet to be updated with cost estimate from 15% schematic design, in progress as a part of the Fleet and Facilities Study. The project sheet will request funding for phases of construction required to operate services identified in the Transit Plan.

The ongoing fleet and facilities study is evaluating constraints and needs for maintenance, storage, fueling, and servicing capacity as well as work-flow efficiency at the GoTriangle Nelson Road bus operations and maintenance facility. The outcome of this study will include site selection, schematic design, and cost estimates for a new and/or expanded facility. The study includes a regional coordination element to identify opportunities for shared facilities for vehicle storage, servicing, and/or repairs. The study has identified onsite expansion and renovation of the current Nelson Road facility as the most cost effective option to address current needs and provide opportunity to address future fleet needs over the course of the useful life of the renovated facility (40+ years). The completed study will include phases and associated costs of handling the fleet required to operate the services identified in the Bus Plan.

The GoTriangle Operations and Maintenance Facility at 5201 Nelson Rd, Morrisville, NC was originally constructed in 1998. In 2006, the facility was updated to add space for administrative functions. GoTriangle is currently operating near capacity of the existing facility. GoTriangle's Regional Fleet and Facilities Study recommends the design, renovation, and expansion of their Nelson Road Operations and Maintenance Facility. This capital improvement will add the needed capacity required to accommodate GoTriangle's projected fixed-route fleet of 120 buses, including vehicles needed for operations in Wake, Orange and Durham Counties, through 2050. The renovation and expansion will also include updates to better accommodate the facility's administrative functionality. The Regional Fleet and Facilities study has also projected the need to relocate GoTriangle's paratransit maintenance and servicing to a new facility to reach full build-out, the funding for which is not included in this project's design and construction allocation. Facility costs to update the Nelson Road facility will be shared across GoTriangle's service areas.

Project at a Glance

Project Title	Regional Fleet and Facilities Study Implementation - Nelson Road
Agency	GoTriangle
FY24 Costs	\$500,000
FY25 Programmed Costs	\$525,000
Start Date	July 2023